

LEA Name : Avonworth SD
Address : 258 Josephs Lane
Pittsburgh , PA 15237

County : Allegheny
AUN Number : 103020753
LEA Type : SD

Annual Financial Report
Accuracy Certification Statement

For Fiscal Year Ending

6/30/2017

Pennsylvania Department of Education


&

Office of Comptroller Operations

PDE-2056: Intermediate Unit

PDE-2057: School District, AVTS/CTC, Charter School,
and Special Program Jointure


CERTIFICATION: By signing this page I agree that the electronic data submitted is a complete and accurate statement of the financial operations and status of the local education agency for the fiscal year. It has been prepared in accordance with generally accepted accounting principles and established Commonwealth of PA reporting guidelines.



Chief School Administrator Signature Thoams W. Ralston, Ed.D.
Superintendent

11/15/2017

Date



Board Secretary Signature Cindy S. F. Donovan

11/15/2017

Date

Bradley Waters

Contact Person

bwaters@avonworth.k12.pa.us

Contact Person E-mail Address

(412)369-8738

Ext :1505

Contact Person Telephone Number

(412)369-8746

Contact Person Fax Number

Audit Certification
Annual Financial Report:
For Fiscal Year Ending 6/30/2017
(Pursuant to PA School Code Section 218(b))

LEA Name : Avonworth SD
AUN Number : 103020753
County : Allegheny

Audit Certification Due: 12/31/2017

This certification is applicable to the Annual Financial Report data submitted through the Consolidated Financial Reporting System on: 11-15-2017


Date

Auditing Firm: Hosack, Specht, Muetzel & Wood LLP
2 Penn Center West
Pittsburgh, PA 15276

Auditor Contact Name: Peter J. Vancheri, CPA
Auditor Phone: 412-343-9200
Auditor E-mail: pvancheri@hsmwcpa.com

CERTIFICATION: By signing this page I agree that the financial statements of the school have been properly audited as noted above pursuant to Article XXIV, and in the auditor's professional opinion, the Annual Financial Report (PDE-2057) submitted on the date referenced is materially consistent with the audited financial statements.

Chief School Administrator



Signature Thomas W. Ralston, Ed.D. Date 12/13/2017
Superintendent

Board Secretary



Signature Cindy S.F. Donovan Date 12/13/2017
Board Secretary

Bradley Waters

Contact Person

bwaters@avonworth.k12.pa.us

Contact Person E-mail Address

(412)369-8738

Ext :1505

Contact Person Telephone Number

(412)369-8746

Contact Person Fax Number

<u>Val Number</u>	<u>Description</u>	<u>Justification</u>
41670	Expenditure Detail, Salaries (Object 100) and Benefits (Object 200 series): Amounts must be entered for both Salaries and Benefits. Function 2900, Object 100: \$0.00 Function 2900, Object 200: \$32,189.88	Retiree reimbursement for medical benefit payments recorded here.
42420	Expenditure Detail: Total current year 2700-513 expenditure varies from prior year by 10%. Correct the data or enter a justification. 2700-513, AFR Exp Detail: \$1,745,486.84 2700-513, PY AFR Amount: \$1,435,448.55	Additional bus runs required for public, private and special education students during the 2016/17 school year which were not required in the prior year.
50440	SESS - 2260 Instruction and Curriculum Development Services: SESS Schedule amounts for Special Education vary from prior year by 40% or more. Correct the data or enter a justification. SESS Schedule 2260: \$0.00 Prior Year SESS Schedule 2260: \$1,112.46	Curriculum Development position eliminated for the 2016/17 school year therefore no allocation made.

LEA : 103020753 Avonworth SD

Printed 11/15/2017 10:10:40 AM

Amounts Expressed in Whole Dollars		<u>General Fund</u> <u>(10)</u>	<u>Public Purpose Trust</u> <u>(27)</u>	<u>Other Compt Approved</u> <u>(28)</u>	<u>Athletic / Activity</u> <u>(29)</u>	<u>Capital Reserve (690.</u> <u>1850)</u> <u>(31)</u>
Assets And Deferred Outflows Of Resources						
Assets						
0100	Cash and Cash Equivalents	6,995,114				
0110	Investments					
0120	Taxes Receivable	1,830,862				
0130	Due From Other Funds	379,843				
0141	Due From Other Governments	906,630				
0142	State Revenue Receivable					
0143	Federal Revenue Receivable					
0145	Other Intergovernmental Revenue Receivable					
0146	Due from Primary Government					
0147	Due from Component Unit					
0150	Other Receivables	22,560				
0170	Inventories					
0180	Prepaid Expenses (Expenditures)	201,875				
0190	Other Current Assets	16,506				
Total Assets		\$10,353,390				
0910	Deferred Outflows of Resources					
Total Assets And Deferred Outflows Of Resources		\$10,353,390				

LEA : 103020753 Avonworth SD

Printed 11/15/2017 10:10:40 AM

Amounts Expressed in Whole Dollars	<u>Capital Reserve (1431)</u> <u>(32)</u>	<u>Other Capital Projects</u> <u>Fund</u> <u>(39)</u>	<u>Debt Service</u> <u>(40)</u>	<u>Permanent</u> <u>(90)</u>	<u>Total Governmental</u> <u>Funds</u>
Assets And Deferred Outflows Of Resources					
Assets					
0100 Cash and Cash Equivalents	1,103,989	752,419			8,851,522
0110 Investments					
0120 Taxes Receivable					1,830,862
0130 Due From Other Funds					379,843
0141 Due From Other Governments					906,630
0142 State Revenue Receivable					
0143 Federal Revenue Receivable					
0145 Other Intergovernmental Revenue Receivable					
0146 Due from Primary Government					
0147 Due from Component Unit					
0150 Other Receivables					22,560
0170 Inventories					
0180 Prepaid Expenses (Expenditures)					201,875
0190 Other Current Assets					16,506
Total Assets	\$1,103,989	\$752,419			\$12,209,798
0910 Deferred Outflows of Resources					
Total Assets And Deferred Outflows Of Resources	\$1,103,989	\$752,419			\$12,209,798

LEA : 103020753 Avonworth SD

Printed 11/15/2017 10:10:40 AM

Amounts Expressed in Whole Dollars		<u>General Fund</u> <u>(10)</u>	<u>Public Purpose Trust</u> <u>(27)</u>	<u>Other Compt Approved</u> <u>(28)</u>	<u>Athletic / Activity</u> <u>(29)</u>	<u>Capital Reserve (690.</u> <u>1850)</u> <u>(31)</u>
Liabilities And Deferred Inflows Of Resources And Fund Balances						
Liabilities						
0400	Due to Other Funds					
0411	Due to Other Governments					
0412	Due to Primary Government					
0413	Due to Component Unit					
0420	Accounts Payable	361,872				
0430	Contracts Payable					
0440	Current Portion of Long-Term Debt					
0450	Short-Term Payables					
0461	Accrued Salaries and Benefits	2,721,429				
0462	Payroll Deductions and Withholding					
0480	Unearned Revenues					
0490	Other Current Liabilities	2,408				
Total Liabilities		\$3,085,709				
0950	Deferred Inflows of Resources	1,423,322				
Fund Balances						
0810	Nonspendable Fund Balance	201,875				
0820	Restricted Fund Balance					
0830	Committed Fund Balance	1,000,000				
0840	Assigned Fund Balance					
0850	Unassigned Fund Balance	4,642,484				
Total Fund Balances		\$5,844,359				
Total Liabilities, Deferred Inflows Of Resources And Fund Balances		\$10,353,390				

LEA : 103020753 Avonworth SD

Printed 11/15/2017 10:10:40 AM

Amounts Expressed in Whole Dollars		<u>Capital Reserve (1431)</u> <u>(32)</u>	<u>Other Capital Projects</u> <u>Fund</u> <u>(39)</u>	<u>Debt Service</u> <u>(40)</u>	<u>Permanent</u> <u>(90)</u>	<u>Total Governmental</u> <u>Funds</u>
Liabilities And Deferred Inflows Of Resources And Fund Balances						
Liabilities						
0400	Due to Other Funds					
0411	Due to Other Governments					
0412	Due to Primary Government					
0413	Due to Component Unit					
0420	Accounts Payable		170,571			532,443
0430	Contracts Payable					
0440	Current Portion of Long-Term Debt					
0450	Short-Term Payables					
0461	Accrued Salaries and Benefits					2,721,429
0462	Payroll Deductions and Withholding					
0480	Unearned Revenues					
0490	Other Current Liabilities					2,408
Total Liabilities			\$170,571			\$3,256,280
0950	Deferred Inflows of Resources					1,423,322
Fund Balances						
0810	Nonspendable Fund Balance					201,875
0820	Restricted Fund Balance		581,848			581,848
0830	Committed Fund Balance	1,103,989				2,103,989
0840	Assigned Fund Balance					
0850	Unassigned Fund Balance					4,642,484
Total Fund Balances		\$1,103,989	\$581,848			\$7,530,196
Total Liabilities, Deferred Inflows Of Resources And Fund Balances		\$1,103,989	\$752,419			\$12,209,798

LEA : 103020753 Avonworth SD

Printed 11/15/2017 10:10:42 AM

Amounts Expressed in Whole Dollars	General Fund (10)	Public Purpose Trust (27)	Other Compt Approved (28)	Athletic / Activity (29)	Capital Reserve (690. 1850) (31)
Revenues					
6000 Revenue from Local Sources	22,405,469				
7000 Revenue from State Sources	7,035,194				
8000 Revenue from Federal Sources	181,460				
Total Revenues	\$29,622,123				
Expenditures					
1000 Instruction	16,479,462				
2000 Support Services	8,449,351				
3000 Operation of Non-Instructional Services	965,678				
4000 Facilities Acquisition, Construction and Improvement Services					
5110 Debt Service	2,888,188				
5130 Refund of Prior Year Revenues / Receipts	16,650				
Total Expenditures	\$28,799,329				
Excess (Deficiency) Of Revenues Over Expenditures	\$822,794				
Other Financing Sources (Uses)					
9110 Face Value of Bonds Issued					
9120 Proceeds from Refunding of Bonds					
9130 Bond Premiums					
9200 Proceeds from Extended-Term Financing					
9300 Interfund Transfers - IN					
9400 Sale of or Compensation for Loss of Fixed Assets					
9710 Transfers from Component Units					
9720 Transfers from Primary Governments					
9910 Other Financing Sources Not Listed in the 9000 Series					
9990 Insurance Recoveries					
5120 Debt Service – Refunded Bonds					
5150 Bond Discounts					
5200 Interfund Transfers – Out	1,759				
5300 Transfers Out to Component Units/Primary Governments					
Total Other Financing Sources (Uses)	(\$1,759)				

LEA : 103020753 Avonworth SD

Printed 11/15/2017 10:10:42 AM

Amounts Expressed in Whole Dollars		<u>Capital Reserve (1431)</u> <u>(32)</u>	<u>Other Capital Projects</u> <u>Fund</u> <u>(39)</u>	<u>Debt Service</u> <u>(40)</u>	<u>Permanent</u> <u>(90)</u>	<u>Total Governmental</u> <u>Funds</u>
Revenues						
6000	Revenue from Local Sources	7,468	5,697			22,418,634
7000	Revenue from State Sources					7,035,194
8000	Revenue from Federal Sources					181,460
Total Revenues		\$7,468	\$5,697			\$29,635,288
Expenditures						
1000	Instruction		451,051			16,930,513
2000	Support Services					8,449,351
3000	Operation of Non-Instructional Services					965,678
4000	Facilities Acquisition, Construction and Improvement Services					
5110	Debt Service					2,888,188
5130	Refund of Prior Year Revenues / Receipts					16,650
Total Expenditures			\$451,051			\$29,250,380
Excess (Deficiency) Of Revenues Over Expenditures		\$7,468	(\$445,354)			\$384,908
Other Financing Sources (Uses)						
9110	Face Value of Bonds Issued					
9120	Proceeds from Refunding of Bonds					
9130	Bond Premiums					
9200	Proceeds from Extended-Term Financing					
9300	Interfund Transfers - IN					
9400	Sale of or Compensation for Loss of Fixed Assets					
9710	Transfers from Component Units					
9720	Transfers from Primary Governments					
9910	Other Financing Sources Not Listed in the 9000 Series					
9990	Insurance Recoveries					
5120	Debt Service – Refunded Bonds					
5150	Bond Discounts					
5200	Interfund Transfers – Out					1,759
5300	Transfers Out to Component Units/Primary Governments					
Total Other Financing Sources (Uses)						(\$1,759)

Amounts Expressed in Whole Dollars		<u>General Fund</u> <u>(10)</u>	<u>Public Purpose Trust</u> <u>(27)</u>	<u>Other Compt Approved</u> <u>(28)</u>	<u>Athletic / Activity</u> <u>(29)</u>	<u>Capital Reserve</u> <u>(690.</u> <u>1850)</u> <u>(31)</u>
Special And Extraordinary Items						
9920	Special Items – Gains					
9930	Extraordinary Items – Gains					
5520	Special Items – Losses					
5530	Extraordinary Items – Losses					
Net Change In Fund Balances		\$821,035				
Fund Balance						
0001	Fund Balance - Beginning of Fiscal Year	5,023,324				
Fund Balance - End Of Year		\$5,844,359				

Amounts Expressed in Whole Dollars		<u>Capital Reserve (1431)</u> <u>(32)</u>	<u>Other Capital Projects</u> <u>Fund</u> <u>(39)</u>	<u>Debt Service</u> <u>(40)</u>	<u>Permanent</u> <u>(90)</u>	<u>Total Governmental</u> <u>Funds</u>
Special And Extraordinary Items						
9920	Special Items – Gains					
9930	Extraordinary Items – Gains					
5520	Special Items – Losses					
5530	Extraordinary Items – Losses					
Net Change In Fund Balances		\$7,468	(\$445,354)			\$383,149
Fund Balance						
0001	Fund Balance - Beginning of Fiscal Year	1,096,521	1,027,202			7,147,047
Fund Balance - End Of Year		\$1,103,989	\$581,848			\$7,530,196

LEA : 103020753 Avonworth SD

Printed 11/15/2017 10:10:43 AM

Amounts Expressed in Whole Dollars		<u>Food Service</u> <u>(51)</u>	<u>Child Care</u> <u>Operations</u> <u>(52)</u>	<u>Other Enterprise</u> <u>(58)</u>	<u>TOTAL</u>	<u>Internal Service</u> <u>(60)</u>
Assets And Deferred Outflows Of Resources						
Current Assets						
0100	Cash and Cash Equivalents	306,505			306,505	
0110	Investments					
0130	Due From Other Funds					
0141	Due From Other Governments	18,889			18,889	
0142	State Revenue Receivable					
0143	Federal Revenue Receivable					
0146	Due from Primary Government					
0147	Due from Component Unit					
0150	Other Receivables					
0170	Inventories	15,096			15,096	
0180	Prepaid Expenses (Expenditures)					
0190	Other Current Assets	200			200	
Total Current Assets		\$340,690			\$340,690	
Noncurrent Assets						
0211	Land					
0212	Site Improvements (Net)					
0220	Buildings and Building Improvements (Net)					
0230	Machinery, Equipment and Furniture (Net)	4,781			4,781	
0250	Construction in Progress					
0260	Long Term Prepayments					
0290	Other Noncurrent Assets					
Total Noncurrent Assets		\$4,781			\$4,781	
0910	Deferred Outflows of Resources	151,556			151,556	
Total Assets And Deferred Outflows Of Resources		\$497,027			\$497,027	

LEA : 103020753 Avonworth SD

Printed 11/15/2017 10:10:43 AM

Amounts Expressed in Whole Dollars	Food Service (51)	Child Care Operations (52)	Other Enterprise (58)	TOTAL	Internal Service (60)
Liabilities And Deferred Inflows Of Resources And Net Position					
Current Liabilities					
0400 Due to Other Funds	379,843			379,843	
0411 Due to Other Governments					
0413 Due to Component Unit					
0420 Accounts Payable					
0430 Contracts Payable					
0440 Current Portion of Long-Term Debt					
0450 Short-Term Payables					
0461 Accrued Salaries and Benefits					
0462 Payroll Deductions and Withholding					
0480 Unearned Revenues	8,564			8,564	
0490 Other Current Liabilities	18,587			18,587	
Total Current Liabilities	\$406,994			\$406,994	
Noncurrent Liabilities					
0510 Bonds Payable					
0520 Extended-Term Financing Agreements Payable					
0530 Lease-Purchase Obligations					
0540 Accumulated Compensated Absences					
0550 Authority Lease Obligations					
0560 Other Post-Employment Benefits (OPEB)					
0570 Net Pension Liability					
0599 Other Noncurrent Liabilities	762,120			762,120	
Total Noncurrent Liabilities	\$762,120			\$762,120	
Total Liabilities	\$1,169,114			\$1,169,114	
0950 Deferred Inflows of Resources	8,722			8,722	
Net Position					
0791 Net Investment in Capital Assets	4,781			4,781	
0008 Restricted Net Position (0792 – 0798)					
0799 Unrestricted Net Position	(685,590)			(685,590)	
Total Net Position	(\$680,809)			(\$680,809)	
Total Liabilities And Deferred Inflows Of Resources And Net Position	\$497,027			\$497,027	

Amounts Expressed in Whole Dollars	<u>Food Service</u> <u>(51)</u>	<u>Child Care Operations</u> <u>(52)</u>	<u>Other Enterprise</u> <u>(58)</u>	<u>TOTAL</u>	<u>Internal Service</u> <u>(60)</u>
Operating Revenues					
6600 Food Service Revenue	375,124			375,124	
0071 Charges for Services					
0072 Other Operating Revenue					
Total Operating Revenues	\$375,124			\$375,124	
Operating Expenses					
100 Personnel Services – Salaries	224,365			224,365	
200 Personnel Services – Employee Benefits	156,048			156,048	
300 Purchased Professional and Technical Services					
400 Purchased Property Services	258			258	
500 Other Purchased Services	112			112	
600 Supplies	278,530			278,530	
740 Depreciation	1,333			1,333	
810 Dues and Fees	462			462	
890 Miscellaneous Expenditures					
Total Operating Expenses	\$661,108			\$661,108	
Operating Income (Loss)	(\$285,984)			(\$285,984)	
Non Operating Revenues (Expenses)					
6500 Earnings on Investments	1,798			1,798	
6920 Contributions and Donations from Private Sources					
6930 Gains or Losses on Sale of Fixed Assets					
6991 Refunds of a Prior Year Expenditure					
7000 Revenue from State Sources	53,499			53,499	
8000 Revenue from Federal Sources	177,704			177,704	
820 Claims and Judgments Against the LEA					
830 Interest					
TOTAL Non Operating Revenues (Expenses)	\$233,001			\$233,001	
Income (Loss) Before Contributions And Transfers	(\$52,983)			(\$52,983)	

Amounts Expressed in Whole Dollars	<u>Food Service</u> <u>(51)</u>	<u>Child Care Operations</u> <u>(52)</u>	<u>Other Enterprise</u> <u>(58)</u>	<u>TOTAL</u>	<u>Internal Service</u> <u>(60)</u>
Contributions, Transfers, and Special and Extraordinary Items					
5200 Interfund Transfers – Out					
5300 Transfers Out to Component Units/Primary Governments					
5520 Special Items – Losses					
5530 Extraordinary Items – Losses					
9300 Interfund Transfers - IN	1,759			1,759	
9500 Capital Contributions					
9700 Transfers IN From Component Units/Primary Governments					
9920 Special Items – Gains					
9930 Extraordinary Items – Gains					
Change In Net Position	(\$51,224)			(\$51,224)	
0002 Net Position - Beginning of Fiscal Year	(612,191)			(612,191)	
0003 Accounting Changes / Residual Equity Transfers	(17,394)			(17,394)	
Net Position - End Of Year	(\$680,809)			(\$680,809)	

LEA : 103020753 Avonworth SD

Printed 11/15/2017 10:10:46 AM

Amounts Expressed in Whole Dollars	<u>Food Service</u> <u>(51)</u>	<u>Child Care Operations</u> <u>(52)</u>	<u>Other Enterprise</u> <u>(58)</u>	<u>TOTAL</u>	<u>Internal Service(60)</u>
Cash Flows From Operating Activities					
0011 Cash Receipts From Users	376,501			376,501	
0012 Cash Receipts From Assessments Made to Other Funds					
0013 Cash Receipts From Earnings on Investments					
0014 Cash Receipts From Other Operating Revenue					
0015 Cash Payments To Employees For Services	326,422			326,422	
0016 Cash Payments For Insurance Claims					
0017 Cash Payments To Suppliers For Goods and Services	234,902			234,902	
0018 Cash Payments For Other Operating Expenses	462			462	
Net Cash Provided By (Used For) Operating Activities	(\$185,285)			(\$185,285)	
Cash Flows From Non-Capital Financing Activities					
0021 Receipts From Local Sources - 6000					
0022 Receipts From State Sources - 7000	55,376			55,376	
0023 Receipts From Federal Sources -8000	149,508			149,508	
0024 Notes and Loans Received (Repaid)	(162,852)			(162,852)	
0025 Interest Paid on Notes/Loans - 5100-830					
0026 Operating Transfers In (Out)/Residual Equity Trans	1,759			1,759	
0027 Operating Transfers In (Out) Primary Government / Comp Unit					
0028 Receipts From Refund of Prior Year Expenditures - 6991					
0029 Special and Extraordinary Gains (losses)					
Net Cash Prov By (Used for) Non-Capital Financing Activities	\$43,791			\$43,791	
Cash Flows From Capital and Related Financing Activities					
0031 Payments For Fac Acq, Const, and Imp - 4000					
0032 Gain / (Loss) on Sale of Fixed Assets - 6930					
0033 Proceeds From Extended Term Financing - 9200					
0034 Principal Paid on Financing Agreements					
0035 Interest Paid on Financing Agreements - 5100-830					
0036 (Inc) Dec in Contributed Capital					
Net Cash Prov By (Used for) Capital and Related Financing Activities					
Cash Flows From Investing Activities					
0041 Earnings on Investments - 6500	1,798			1,798	
0042 Purchase of Inv Securities / Deposits to Inv Pools					
0043 Receipts From Investment Pool Withdrawals					
0044 Proceeds from Sale and Maturity of Inv Securities					
0045 Loans Received (Paid)					
Net Cash Prov By (Used for) Investing Activities	\$1,798			\$1,798	

LEA : 103020753 Avonworth SD

Printed 11/15/2017 10:10:46 AM

	Food Service (51)	Child Care Operations (52)	Other Enterprise (58)	TOTAL	Internal Service (60)
Net Increase (Decrease) in Cash Flows	(139,696)			(139,696)	
0004 Cash and Cash Equivalents Beginning of Year	446,201			446,201	
Cash and Cash Equivalents at Year End	\$306,505			\$306,505	
Reconciliation of Operating Income (Loss) To Net Cash Provided by (Used For) Operating Activities					
0005 Operating Income (Loss) per REP	(285,984)			(285,984)	
Adjustments					
0051 Depreciation and Net Amortization	1,333			1,333	
0052 Provision for Uncollectible Accounts					
0053 Other Adjustments	43,003			43,003	
Effect of Changes in Assets, Liabilities, Deferred Outflows and Deferred Inflows					
0054 (Inc) Dec In Accounts Receivable (0120-0150)	156			156	
0055 Advances to Other Funds (0160)					
0056 (Inc) Dec in Inventories (0170)	995			995	
0057 (Inc) Dec in Prepaid Expenses (0180)					
0058 (Inc) Dec in Other Current or Noncurrent Assets					
0064 Deferred Outflows (0910)					
0059 Inc (Dec) in Accounts Payable (0400-0450)					
0060 Inc (Dec) in Accrued Salaries/Benefits (0461)					
0065 Inc (Dec) in Net Pension Liabilities (0570)	53,991			53,991	
0066 Inc (Dec) in Other Postemp Benefit Oblig (0560)					
0061 Inc (Dec) in Payroll Deductions/Withholding (0462)					
0062 Inc (Dec) in Unearned Revenue (0480)					
0063 Inc (Dec) in Other Current or Noncurrent Liabilities	1,221			1,221	
0067 Deferred Inflows (0950)					
Total Adjustments	\$100,699			\$100,699	
Cash Provided By (Used for) Total	(\$185,285)			(\$185,285)	

COMBINED STATEMENT OF CASH FLOWS
SCHEDULE OF NONCASH INVESTING, CAPITAL, AND FINANCING ACTIVITIES

Explanation of Transaction and Balance Sheet Effect	Amount
USDA Donated Commodities	43,003
Total	\$43,003

LEA : 103020753 Avonworth SD

Printed 11/15/2017 10:10:47 AM

Amounts Expressed in Whole Dollars	<u>Private Purpose Trust</u> <u>(71)</u>	<u>Investment Trust</u> <u>(72)</u>	<u>Pension Trust</u> <u>(73)</u>	<u>Activity</u> <u>(81)</u>
Assets And Deferred Outflows Of Resources				
Assets				
0100 Cash and Cash Equivalents	1,339			
0110 Investments				
0130 Due From Other Funds				
0147 Due from Component Unit				
0150 Other Receivables				
0170 Inventories				
0180 Prepaid Expenses (Expenditures)				
0190 Other Current Assets				
0220 Buildings and Building Improvements (Net)				
0230 Machinery, Equipment and Furniture (Net)				
Total Assets	\$1,339			
0910 Deferred Outflows of Resources				
Total Assets And Deferred Outflows Of Resources	\$1,339			

LEA : 103020753 Avonworth SD

Printed 11/15/2017 10:10:47 AM

Amounts Expressed in Whole Dollars		<u>Other Agency</u> <u>(89)</u>	<u>Discrete Component Units</u> <u>(98)</u>	<u>Discrete Component Units</u> <u>(99)</u>	<u>Total Fiduciary Funds</u>
Assets And Deferred Outflows Of Resources					
Assets					
0100	Cash and Cash Equivalents	86,873			88,212
0110	Investments				
0130	Due From Other Funds				
0147	Due from Component Unit				
0150	Other Receivables				
0170	Inventories				
0180	Prepaid Expenses (Expenditures)				
0190	Other Current Assets				
0220	Buildings and Building Improvements (Net)				
0230	Machinery, Equipment and Furniture (Net)				
Total Assets		\$86,873			\$88,212
0910	Deferred Outflows of Resources				
Total Assets And Deferred Outflows Of Resources		\$86,873			\$88,212

LEA : 103020753 Avonworth SD

Printed 11/15/2017 10:10:47 AM

Amounts Expressed in Whole Dollars	<u>Private Purpose Trust</u> (71)	<u>Investment Trust</u> (72)	<u>Pension Trust</u> (73)	<u>Activity</u> (81)
Liabilities, Deferred Inflows Of Resources And Net Position				
Liabilities				
0400 Due to Other Funds				
0411 Due to Other Governments				
0412 Due to Primary Government				
0413 Due to Component Unit				
0420 Accounts Payable	1,000			
0430 Contracts Payable				
0450 Short-Term Payables				
0461 Accrued Salaries and Benefits				
0462 Payroll Deductions and Withholding				
0480 Unearned Revenues				
0490 Other Current Liabilities				
Total Liabilities	\$1,000			
0950 Deferred Inflows of Resources				
Net Position				
0791 Net Investment in Capital Assets				
0009 Restricted Net Position (0792 – 0798)	339			
0799 Unrestricted Net Position				
Total Net Position	\$339			
Total Liabilities, Deferred Inflows Of Resources And Net Position	\$1,339			

LEA : 103020753 Avonworth SD

Printed 11/15/2017 10:10:47 AM

Amounts Expressed in Whole Dollars

	<u>Other Agency</u> <u>(89)</u>	<u>Discrete Component Units</u> <u>(98)</u>	<u>Discrete Component Units</u> <u>(99)</u>	<u>Total Fiduciary Funds</u>
Liabilities, Deferred Inflows Of Resources And Net Position				
Liabilities				
0400 Due to Other Funds				
0411 Due to Other Governments				
0412 Due to Primary Government				
0413 Due to Component Unit				
0420 Accounts Payable				1,000
0430 Contracts Payable				
0450 Short-Term Payables				
0461 Accrued Salaries and Benefits				
0462 Payroll Deductions and Withholding				
0480 Unearned Revenues				
0490 Other Current Liabilities	86,873			86,873
Total Liabilities	\$86,873			\$87,873
0950 Deferred Inflows of Resources				
Net Position				
0791 Net Investment in Capital Assets				
0009 Restricted Net Position (0792 – 0798)				339
0799 Unrestricted Net Position				
Total Net Position				\$339
Total Liabilities, Deferred Inflows Of Resources And Net Position	\$86,873			\$88,212

LEA : 103020753 Avonworth SD

Printed 11/15/2017 10:10:47 AM

Amounts Expressed in Whole Dollars	<u>Private Purpose Trust</u> <u>(71)</u>	<u>Investment Trust</u> <u>(72)</u>	<u>Pension Trust</u> <u>(73)</u>	<u>Discrete Component</u> <u>Units</u> <u>(98)</u>	<u>Discrete Component</u> <u>Units</u> <u>(99)</u>	<u>Total Fiduciary</u> <u>Funds</u>
Additions						
0091 Gifts and Contributions						
0092 Other Additions						
Deductions						
0093 Scholarships Awarded	1,000					1,000
0094 Other Deductions	96					96
Change In Net Position	(\$1,096)					(\$1,096)
0006 Net Position – Beginning of Fiscal Year	1,435					1,435
0007 Net Position Held in Trust for Pension Benefits						
Net Position - End of Fiscal Year	\$339					\$339

LEA : 103020753 Avonworth SD

General Fund (10)

Printed 11/15/2017 10:10:48 AM

Page - 1 of 3

	Revenue Reported In Current Year	Current Year Tax Accrual	Prior Year Tax Accrual	Taxes Collected In Current Year
Revenue from Local Sources				
6111 Current Real Estate Taxes	18,121,211.00			18,121,211.00
6113 Public Utility Realty Taxes	22,562.00			22,562.00
6143 Current Act 511 Local Services Taxes	16,152.00			16,152.00
6151 Current Act 511 Earned Income Taxes	2,529,855.00			2,529,855.00
6153 Current Act 511 Real Estate Transfer Taxes	500,499.00			500,499.00
6411 Delinquent Real Estate Taxes	745,781.00			745,781.00
6451 Delinquent Act 511 Earned Income Taxes	59,885.00			59,885.00
6500 Earnings on Investments	35,195.00			
6700 Revenues from LEA Activities	53,764.00			
6821 State Revenue Received from Other Pennsylvania Public LEAs	20,000.00			
6832 Federal IDEA Revenue Received as Pass Through	217,122.00			
6910 Rentals	45,678.00			
6920 Contributions and Donations from Private Sources	5,241.00			
6999 Other Revenues Not Specified Above	32,524.00			
TOTAL Revenue from Local Sources	\$22,405,469.00			\$21,995,945.00

	Revenue Reported			
	<u>In Current Year</u>			
<u>Revenue from State Sources</u>				
7110 Basic Education Funding	2,513,506.00			
7160 Tuition for Orphans Subsidy	12,377.00			
7271 Special Education funds for School-Aged Pupils	702,401.50			
7311 Pupil Transportation Subsidy	449,838.00			
7312 Nonpublic and Charter School Pupil Transportation Subsidy	94,710.00			
7320 Rental and Sinking Fund Payments / Building Reimbursement Subsidy	591,300.00			
7330 Health Services (Medical, Dental, Nurse, Act 25)	35,009.00			
7340 State Property Tax Reduction Allocation	246,376.00			
7505 Ready to Learn Block Grant	121,183.00			
7810 State Share of Social Security and Medicare Taxes	435,896.00			
7820 State Share of Retirement Contributions	1,832,597.00			
TOTAL Revenue from State Sources	\$7,035,193.50			

	Revenue Reported In Current Year			
<u>Revenue from Federal Sources</u>				
8514 NCLB, Title I - Improving the Academic Achievement of the Disadvantaged	119,705.00			
8515 NCLB, Title II - Preparing, Training and Recruiting High Quality Teachers and Principals	61,474.00			
8820 Medical Assistance Reimbursement for Administrative Claiming (Quarterly) Program	281.00			
TOTAL Revenue from Federal Sources	\$181,460.00			
TOTAL FROM ALL SOURCES	\$29,622,122.50			\$21,995,945.00

Revenue from Local Sources	22,405,469.00
Revenue from State Sources	7,035,193.50
Revenue from Federal Sources	181,460.00
Other Financing Sources	
TOTAL FROM ALL SOURCES	\$29,622,122.50

LEA : 103020753 Avonworth SD

Printed 11/15/2017 10:10:50 AM

General Fund (10)		
1000 Instruction		<u>Total</u>
100 <u>Personnel Services – Salaries</u>		
100 Personnel Services – Salaries	9,067,415.98	
Total Personnel Services – Salaries	\$9,067,415.98	
200 <u>Personnel Services – Employee Benefits</u>		
210 Group Insurance – Contracted Provider	1,611,911.38	
220 Social Security Contributions	698,953.84	
230 PSERS Retirement Contributions	2,751,119.04	
250 Unemployment Compensation	3,893.23	
260 Workers’ Compensation	58,564.98	
Total Personnel Services – Employee Benefits	\$5,124,442.47	
300 <u>Purchased Professional and Technical Services</u>		
322 Professional Educational Services – Ius	524,392.26	
329 Professional Educational Services – Other	24,911.09	
Total Purchased Professional and Technical Services	\$549,303.35	
400 <u>Purchased Property Services</u>		
430 Repairs and Maintenance Services	55,386.32	
Total Purchased Property Services	\$55,386.32	
500 <u>Other Purchased Services</u>		
510 Student Transportation Services	35,138.39	
550 Printing and Binding	1,872.37	
562 Tuition To Pennsylvania Charter Schools	355,295.20	
563 Tuition To Nonpublic Schools	6,467.38	
564 Tuition To Career and Technology Centers	282,051.57	
567 Tuition To Approved Private Schools (APS) and PA Chartered Schools for the Deaf and Blind	114,745.92	
568 Tuition To Private Residential Rehabilitative Institutions (PRRI) [In-State] and Detention Centers	363,427.30	
580 Travel	6,760.37	
594 IU Payment By Withholding for Institutionalized Children’s Programs – Special Classes	272.74	
599 Other Miscellaneous Purchased Services	4,720.63	
Total Other Purchased Services	\$1,170,751.87	
600 <u>Supplies</u>		
610 General Supplies	472,018.08	
640 Books and Periodicals	30,779.08	
Total Supplies	\$502,797.16	
800 <u>Other Objects</u>		
830 Interest	9,364.39	
Total Other Objects	\$9,364.39	
Total 1000 Instruction	\$16,479,461.54	

LEA : 103020753 Avonworth SD

Printed 11/15/2017 10:10:50 AM

General Fund (10)				
1100 Regular Programs – Elementary / Secondary	<u>Elementary</u>	<u>Secondary</u>	<u>Federal</u>	<u>Total</u>
100 <u>Personnel Services – Salaries</u>				
100 Personnel Services – Salaries	3,347,044.45	3,586,852.11	175,341.24	7,109,237.80
Total Personnel Services – Salaries	\$3,347,044.45	\$3,586,852.11	\$175,341.24	\$7,109,237.80
200 <u>Personnel Services – Employee Benefits</u>				
210 Group Insurance – Contracted Provider	697,750.28	566,959.21	23,088.60	1,287,798.09
220 Social Security Contributions	263,005.24	271,090.63	13,377.02	547,472.89
230 PSERS Retirement Contributions	1,038,609.22	1,062,582.37	52,761.68	2,153,953.27
250 Unemployment Compensation	(4,062.00)	5,682.23	71.00	1,691.23
260 Workers' Compensation	(487.00)	44,462.98	1,446.00	45,421.98
Total Personnel Services – Employee Benefits	\$1,994,815.74	\$1,950,777.42	\$90,744.30	\$4,036,337.46
300 <u>Purchased Professional and Technical Services</u>				
322 Professional Educational Services – lus	140,495.59	37,836.54		178,332.13
329 Professional Educational Services – Other			24,911.09	24,911.09
Total Purchased Professional and Technical Services	\$140,495.59	\$37,836.54	\$24,911.09	\$203,243.22
400 <u>Purchased Property Services</u>				
430 Repairs and Maintenance Services	17,776.97	37,609.35		55,386.32
Total Purchased Property Services	\$17,776.97	\$37,609.35		\$55,386.32
500 <u>Other Purchased Services</u>				
510 Student Transportation Services	8,698.82	21,112.50		29,811.32
550 Printing and Binding	1,872.37			1,872.37
562 Tuition To Pennsylvania Charter Schools	103,781.17	200,623.21		304,404.38
563 Tuition To Nonpublic Schools		6,467.38		6,467.38
580 Travel	286.14	470.19		756.33
Total Other Purchased Services	\$114,638.50	\$228,673.28		\$343,311.78
600 <u>Supplies</u>				
610 General Supplies	189,871.21	152,527.11	9,947.60	352,345.92
640 Books and Periodicals	495.00	30,284.08		30,779.08
Total Supplies	\$190,366.21	\$182,811.19	\$9,947.60	\$383,125.00
Total 1100 Regular Programs – Elementary / Secondary	\$5,805,137.46	\$6,024,559.89	\$300,944.23	\$12,130,641.58

LEA : 103020753 Avonworth SD

Printed 11/15/2017 10:10:50 AM

General Fund (10)

1110 Regular Programs	Elementary	Secondary	Federal	Total
100 <u>Personnel Services – Salaries</u>				
100 Personnel Services – Salaries	3,347,044.45	3,586,852.11		6,933,896.56
Total Personnel Services – Salaries	\$3,347,044.45	\$3,586,852.11		\$6,933,896.56
200 <u>Personnel Services – Employee Benefits</u>				
210 Group Insurance – Contracted Provider	697,750.28	566,959.21		1,264,709.49
220 Social Security Contributions	263,005.24	271,090.63		534,095.87
230 PSERS Retirement Contributions	1,038,609.22	1,062,582.37		2,101,191.59
250 Unemployment Compensation	(4,062.00)	5,682.23		1,620.23
260 Workers' Compensation	(487.00)	44,462.98		43,975.98
Total Personnel Services – Employee Benefits	\$1,994,815.74	\$1,950,777.42		\$3,945,593.16
300 <u>Purchased Professional and Technical Services</u>				
322 Professional Educational Services – lus	140,495.59	37,836.54		178,332.13
Total Purchased Professional and Technical Services	\$140,495.59	\$37,836.54		\$178,332.13
400 <u>Purchased Property Services</u>				
430 Repairs and Maintenance Services	17,776.97	37,609.35		55,386.32
Total Purchased Property Services	\$17,776.97	\$37,609.35		\$55,386.32
500 <u>Other Purchased Services</u>				
510 Student Transportation Services	8,698.82	21,112.50		29,811.32
550 Printing and Binding	1,872.37			1,872.37
562 Tuition To Pennsylvania Charter Schools	103,781.17	200,623.21		304,404.38
563 Tuition To Nonpublic Schools		6,467.38		6,467.38
580 Travel	286.14	470.19		756.33
Total Other Purchased Services	\$114,638.50	\$228,673.28		\$343,311.78
600 <u>Supplies</u>				
610 General Supplies	189,871.21	152,527.11		342,398.32
640 Books and Periodicals	495.00	30,284.08		30,779.08
Total Supplies	\$190,366.21	\$182,811.19		\$373,177.40
Total 1110 Regular Programs	\$5,805,137.46	\$6,024,559.89		\$11,829,697.35

LEA : 103020753 Avonworth SD

Printed 11/15/2017 10:10:50 AM

General Fund (10)

1190 Federally-Funded Regular Programs	<u>Elementary</u>	<u>Secondary</u>	<u>Federal</u>	<u>Total</u>
100 <u>Personnel Services – Salaries</u>				
100 Personnel Services – Salaries			175,341.24	175,341.24
Total Personnel Services – Salaries			\$175,341.24	\$175,341.24
200 <u>Personnel Services – Employee Benefits</u>				
210 Group Insurance – Contracted Provider			23,088.60	23,088.60
220 Social Security Contributions			13,377.02	13,377.02
230 PSERS Retirement Contributions			52,761.68	52,761.68
250 Unemployment Compensation			71.00	71.00
260 Workers' Compensation			1,446.00	1,446.00
Total Personnel Services – Employee Benefits			\$90,744.30	\$90,744.30
300 <u>Purchased Professional and Technical Services</u>				
329 Professional Educational Services – Other			24,911.09	24,911.09
Total Purchased Professional and Technical Services			\$24,911.09	\$24,911.09
600 <u>Supplies</u>				
610 General Supplies			9,947.60	9,947.60
Total Supplies			\$9,947.60	\$9,947.60
Total 1190 Federally-Funded Regular Programs			\$300,944.23	\$300,944.23

LEA : 103020753 Avonworth SD

Printed 11/15/2017 10:10:50 AM

General Fund (10)

1200 Special Programs – Elementary / Secondary	Elementary	Secondary	Federal	Total
100 Personnel Services – Salaries				
100 Personnel Services – Salaries	1,024,198.99	915,888.66	116.45	1,940,204.10
Total Personnel Services – Salaries	\$1,024,198.99	\$915,888.66	\$116.45	\$1,940,204.10
200 Personnel Services – Employee Benefits				
210 Group Insurance – Contracted Provider	177,280.70	146,832.59		324,113.29
220 Social Security Contributions	76,772.43	73,342.80	8.71	150,123.94
230 PSERS Retirement Contributions	316,949.04	274,784.11	34.97	591,768.12
250 Unemployment Compensation	1,101.00	1,101.00		2,202.00
260 Workers' Compensation	6,571.50	6,571.50		13,143.00
Total Personnel Services – Employee Benefits	\$578,674.67	\$502,632.00	\$43.68	\$1,081,350.35
300 Purchased Professional and Technical Services				
322 Professional Educational Services – lus	173,726.51	172,333.62		346,060.13
Total Purchased Professional and Technical Services	\$173,726.51	\$172,333.62		\$346,060.13
500 Other Purchased Services				
510 Student Transportation Services	694.33	4,632.74		5,327.07
562 Tuition To Pennsylvania Charter Schools		50,890.82		50,890.82
567 Tuition To Approved Private Schools (APS) and PA Chartered Schools for the Deaf and Blind		114,745.92		114,745.92
568 Tuition To Private Residential Rehabilitative Institutions (PRRI) [In-State] and Detention Centers	22,023.88	341,403.42		363,427.30
580 Travel	2,972.86	3,031.18		6,004.04
594 IU Payment By Withholding for Institutionalized Children's Programs – Special Classes		272.74		272.74
Total Other Purchased Services	\$25,691.07	\$514,976.82		\$540,667.89
600 Supplies				
610 General Supplies	103,368.63	16,303.53		119,672.16
Total Supplies	\$103,368.63	\$16,303.53		\$119,672.16
Total 1200 Special Programs – Elementary / Secondary	\$1,905,659.87	\$2,122,134.63	\$160.13	\$4,027,954.63

LEA : 103020753 Avonworth SD

Printed 11/15/2017 10:10:50 AM

General Fund (10)

1240 Academic Support	Elementary	Secondary	Federal	Total
100 Personnel Services – Salaries				
100 Personnel Services – Salaries	1,024,198.99	915,888.66	116.45	1,940,204.10
Total Personnel Services – Salaries	\$1,024,198.99	\$915,888.66	\$116.45	\$1,940,204.10
200 Personnel Services – Employee Benefits				
210 Group Insurance – Contracted Provider	177,280.70	146,832.59		324,113.29
220 Social Security Contributions	76,772.43	73,342.80	8.71	150,123.94
230 PSERS Retirement Contributions	316,949.04	274,784.11	34.97	591,768.12
250 Unemployment Compensation	1,101.00	1,101.00		2,202.00
260 Workers' Compensation	6,571.50	6,571.50		13,143.00
Total Personnel Services – Employee Benefits	\$578,674.67	\$502,632.00	\$43.68	\$1,081,350.35
300 Purchased Professional and Technical Services				
322 Professional Educational Services – lus		4,711.95		4,711.95
Total Purchased Professional and Technical Services		\$4,711.95		\$4,711.95
500 Other Purchased Services				
510 Student Transportation Services	694.33	4,632.74		5,327.07
562 Tuition To Pennsylvania Charter Schools		50,890.82		50,890.82
568 Tuition To Private Residential Rehabilitative Institutions (PRRI) [In-State] and Detention Centers	19,373.88	412,820.05		432,193.93
580 Travel	2,972.86	3,031.18		6,004.04
Total Other Purchased Services	\$23,041.07	\$471,374.79		\$494,415.86
600 Supplies				
610 General Supplies	103,368.63	16,303.53		119,672.16
Total Supplies	\$103,368.63	\$16,303.53		\$119,672.16
Total 1240 Academic Support	\$1,729,283.36	\$1,910,910.93	\$160.13	\$3,640,354.42

LEA : 103020753 Avonworth SD

Printed 11/15/2017 10:10:50 AM

General Fund (10)

1241 Learning Support – Public	Elementary	Secondary	Federal	Total
100 <u>Personnel Services – Salaries</u>				
100 Personnel Services – Salaries	821,322.34	790,684.94	116.45	1,612,123.73
Total Personnel Services – Salaries	\$821,322.34	\$790,684.94	\$116.45	\$1,612,123.73
200 <u>Personnel Services – Employee Benefits</u>				
210 Group Insurance – Contracted Provider	136,811.87	131,975.47		268,787.34
220 Social Security Contributions	61,479.80	63,861.56	8.71	125,350.07
230 PSERS Retirement Contributions	256,025.12	237,185.40	34.97	493,245.49
250 Unemployment Compensation	1,101.00	1,101.00		2,202.00
260 Workers' Compensation	5,000.00	5,000.00		10,000.00
Total Personnel Services – Employee Benefits	\$460,417.79	\$439,123.43	\$43.68	\$899,584.90
300 <u>Purchased Professional and Technical Services</u>				
322 Professional Educational Services – lus		4,711.95		4,711.95
Total Purchased Professional and Technical Services		\$4,711.95		\$4,711.95
500 <u>Other Purchased Services</u>				
562 Tuition To Pennsylvania Charter Schools		50,890.82		50,890.82
568 Tuition To Private Residential Rehabilitative Institutions (PRRI) [In-State] and Detention Centers	19,373.88	412,820.05		432,193.93
580 Travel	2,972.86	3,031.18		6,004.04
Total Other Purchased Services	\$22,346.74	\$466,742.05		\$489,088.79
600 <u>Supplies</u>				
610 General Supplies	100,658.77	14,948.09		115,606.86
Total Supplies	\$100,658.77	\$14,948.09		\$115,606.86
Total 1241 Learning Support – Public	\$1,404,745.64	\$1,716,210.46	\$160.13	\$3,121,116.23

LEA : 103020753 Avonworth SD

Printed 11/15/2017 10:10:50 AM

General Fund (10)				
1243 Gifted Support	<u>Elementary</u>	<u>Secondary</u>	<u>Federal</u>	<u>Total</u>
100 <u>Personnel Services – Salaries</u>				
100 Personnel Services – Salaries	202,876.65	125,203.72		328,080.37
Total Personnel Services – Salaries	\$202,876.65	\$125,203.72		\$328,080.37
200 <u>Personnel Services – Employee Benefits</u>				
210 Group Insurance – Contracted Provider	40,468.83	14,857.12		55,325.95
220 Social Security Contributions	15,292.63	9,481.24		24,773.87
230 PSERS Retirement Contributions	60,923.92	37,598.71		98,522.63
260 Workers' Compensation	1,571.50	1,571.50		3,143.00
Total Personnel Services – Employee Benefits	\$118,256.88	\$63,508.57		\$181,765.45
500 <u>Other Purchased Services</u>				
510 Student Transportation Services	694.33	4,632.74		5,327.07
Total Other Purchased Services	\$694.33	\$4,632.74		\$5,327.07
600 <u>Supplies</u>				
610 General Supplies	2,709.86	1,355.44		4,065.30
Total Supplies	\$2,709.86	\$1,355.44		\$4,065.30
Total 1243 Gifted Support	\$324,537.72	\$194,700.47		\$519,238.19

LEA : 103020753 Avonworth SD

Printed 11/15/2017 10:10:50 AM

General Fund (10)

1290 Special Programs - Other Support	<u>Elementary</u>	<u>Secondary</u>	<u>Federal</u>	<u>Total</u>
300 <u>Purchased Professional and Technical Services</u>				
322 Professional Educational Services – Ius	173,726.51	167,621.67		341,348.18
Total Purchased Professional and Technical Services	\$173,726.51	\$167,621.67		\$341,348.18
500 <u>Other Purchased Services</u>				
567 Tuition To Approved Private Schools (APS) and PA Chartered Schools for the Deaf and Blind		114,745.92		114,745.92
568 Tuition To Private Residential Rehabilitative Institutions (PRRI) [In-State] and Detention Centers	2,650.00	(71,416.63)		(68,766.63)
594 IU Payment By Withholding for Institutionalized Children's Programs – Special Classes		272.74		272.74
Total Other Purchased Services	\$2,650.00	\$43,602.03		\$46,252.03
Total 1290 Special Programs - Other Support	\$176,376.51	\$211,223.70		\$387,600.21

LEA : 103020753 Avonworth SD

Printed 11/15/2017 10:10:50 AM

General Fund (10)

1300 Vocational Education

<u>Elementary</u>	<u>Secondary</u>	<u>Federal</u>	<u>Total</u>
-------------------	------------------	----------------	--------------

500 Other Purchased Services

564 Tuition To Career and Technology Centers	257,776.43		257,776.43
--	------------	--	------------

599 Other Miscellaneous Purchased Services	4,720.63		4,720.63
--	----------	--	----------

Total Other Purchased Services	\$262,497.06		\$262,497.06
---------------------------------------	---------------------	--	---------------------

800 Other Objects

830 Interest	9,364.39		9,364.39
--------------	----------	--	----------

Total Other Objects	\$9,364.39		\$9,364.39
----------------------------	-------------------	--	-------------------

Total 1300 Vocational Education	\$271,861.45		\$271,861.45
--	---------------------	--	---------------------

LEA : 103020753 Avonworth SD

Printed 11/15/2017 10:10:50 AM

General Fund (10)				
1400 Other Instructional Programs – Elementary / Secondary	<u>Elementary</u>	<u>Secondary</u>	<u>Federal</u>	<u>Total</u>
100 <u>Personnel Services – Salaries</u>				
100 Personnel Services – Salaries	17,974.08			17,974.08
Total Personnel Services – Salaries	\$17,974.08			\$17,974.08
200 <u>Personnel Services – Employee Benefits</u>				
220 Social Security Contributions	1,357.01			1,357.01
230 PSERS Retirement Contributions	5,397.65			5,397.65
Total Personnel Services – Employee Benefits	\$6,754.66			\$6,754.66
500 <u>Other Purchased Services</u>				
564 Tuition To Career and Technology Centers		24,275.14		24,275.14
Total Other Purchased Services		\$24,275.14		\$24,275.14
Total 1400 Other Instructional Programs – Elementary / Secondary	\$24,728.74	\$24,275.14		\$49,003.88

LEA : 103020753 Avonworth SD

Printed 11/15/2017 10:10:50 AM

General Fund (10)

1440 Alternative Regular Education Programs	<u>Elementary</u>	<u>Secondary</u>	<u>Federal</u>	<u>Total</u>
500 <u>Other Purchased Services</u>				
564 Tuition To Career and Technology Centers		24,275.14		24,275.14
Total Other Purchased Services		\$24,275.14		\$24,275.14
Total 1440 Alternative Regular Education Programs		\$24,275.14		\$24,275.14

LEA : 103020753 Avonworth SD

Printed 11/15/2017 10:10:50 AM

General Fund (10)

1442 Alternative Education Programs	<u>Elementary</u>	<u>Secondary</u>	<u>Federal</u>	<u>Total</u>
500 <u>Other Purchased Services</u>				
564 Tuition To Career and Technology Centers		24,275.14		24,275.14
Total Other Purchased Services		\$24,275.14		\$24,275.14
Total 1442 Alternative Education Programs		\$24,275.14		\$24,275.14

LEA : 103020753 Avonworth SD

Printed 11/15/2017 10:10:50 AM

General Fund (10)

1490 Additional Other Instructional Programs	<u>Elementary</u>	<u>Secondary</u>	<u>Federal</u>	<u>Total</u>
100 <u>Personnel Services – Salaries</u>				
100 Personnel Services – Salaries	17,974.08			17,974.08
Total Personnel Services – Salaries	\$17,974.08			\$17,974.08
200 <u>Personnel Services – Employee Benefits</u>				
220 Social Security Contributions	1,357.01			1,357.01
230 PSERS Retirement Contributions	5,397.65			5,397.65
Total Personnel Services – Employee Benefits	\$6,754.66			\$6,754.66
Total 1490 Additional Other Instructional Programs	\$24,728.74			\$24,728.74

LEA : 103020753 Avonworth SD

Printed 11/15/2017 10:10:53 AM

General Fund (10)

2000 Support Services	Total
100 Personnel Services – Salaries	
100 Personnel Services – Salaries	2,746,653.57
Total Personnel Services – Salaries	\$2,746,653.57
200 Personnel Services – Employee Benefits	
210 Group Insurance – Contracted Provider	622,349.46
220 Social Security Contributions	208,136.55
230 PSERS Retirement Contributions	801,722.53
240 Tuition Reimbursement	104,081.18
250 Unemployment Compensation	1,726.00
260 Workers' Compensation	22,533.00
292 Health Savings Accounts	25,637.88
Total Personnel Services – Employee Benefits	\$1,786,186.60
300 Purchased Professional and Technical Services	
330 Other Professional Services	467,368.42
340 Technical Services	8,281.00
350 Security / Safety Services	2,881.04
390 Other Purchased Professional and Technical Services	86,976.29
Total Purchased Professional and Technical Services	\$565,506.75
400 Purchased Property Services	
410 Cleaning Services	23,657.06
420 Utility Services	292,119.34
430 Repairs and Maintenance Services	254,687.36
440 Rentals	86,006.83
460 Extermination Services	6,911.00
490 Other Purchased Property Services	2,274.20
Total Purchased Property Services	\$665,655.79
500 Other Purchased Services	
513 Contracted Carriers	1,745,486.84
515 Public Carriers	38.50
520 Insurance – General	9,006.00
521 Fire Insurance	76,296.00
530 Communications	48,590.45
541 Advertising Related to Federal Grant Awards	4,593.08
550 Printing and Binding	8,495.23
580 Travel	33,333.49
595 IU Payments By Withholding	29,293.33
Total Other Purchased Services	\$1,955,132.92
600 Supplies	
610 General Supplies	340,423.75
620 Energy	90,433.89
640 Books and Periodicals	37,577.10
Total Supplies	\$468,434.74

LEA : 103020753 Avonworth SD

Printed 11/15/2017 10:10:53 AM

General Fund (10)		
2000 Support Services		<u>Total</u>
700 <u>Property</u>		
752 Capital Equipment – Original and Additional	202,448.72	
Total Property	\$202,448.72	
800 <u>Other Objects</u>		
810 Dues and Fees	56,106.69	
890 Miscellaneous Expenditures	3,225.00	
Total Other Objects	\$59,331.69	
Total 2000 Support Services	\$8,449,350.78	

LEA : 103020753 Avonworth SD

Printed 11/15/2017 10:10:53 AM

General Fund (10)				
2100 Support Services – Students	<u>Elementary</u>	<u>Secondary</u>	<u>Federal</u>	<u>Total</u>
100 <u>Personnel Services – Salaries</u>				
100 Personnel Services – Salaries	195,609.25	472,961.81		668,571.06
Total Personnel Services – Salaries	\$195,609.25	\$472,961.81		\$668,571.06
200 <u>Personnel Services – Employee Benefits</u>				
210 Group Insurance – Contracted Provider	27,069.87	86,670.98		113,740.85
220 Social Security Contributions	14,544.27	35,567.10		50,111.37
230 PSERS Retirement Contributions	58,741.48	142,030.50		200,771.98
250 Unemployment Compensation	69.00	69.00		138.00
260 Workers' Compensation	3,684.00	2,297.00		5,981.00
Total Personnel Services – Employee Benefits	\$104,108.62	\$266,634.58		\$370,743.20
300 <u>Purchased Professional and Technical Services</u>				
330 Other Professional Services	26,755.00			26,755.00
390 Other Purchased Professional and Technical Services	10,750.77	25,085.13		35,835.90
Total Purchased Professional and Technical Services	\$37,505.77	\$25,085.13		\$62,590.90
500 <u>Other Purchased Services</u>				
580 Travel	2,278.29	2,622.59		4,900.88
Total Other Purchased Services	\$2,278.29	\$2,622.59		\$4,900.88
600 <u>Supplies</u>				
610 General Supplies	30,841.94	32,344.87		63,186.81
Total Supplies	\$30,841.94	\$32,344.87		\$63,186.81
800 <u>Other Objects</u>				
810 Dues and Fees	1,050.42	1,050.42		2,100.84
Total Other Objects	\$1,050.42	\$1,050.42		\$2,100.84
Total 2100 Support Services – Students	\$371,394.29	\$800,699.40		\$1,172,093.69

LEA : 103020753 Avonworth SD

Printed 11/15/2017 10:10:53 AM

General Fund (10)

2110 Supervision of Student Services	Elementary	Secondary	Federal	Total
100 <u>Personnel Services – Salaries</u>				
100 Personnel Services – Salaries	49,503.84	49,503.85		99,007.69
Total Personnel Services – Salaries	\$49,503.84	\$49,503.85		\$99,007.69
200 <u>Personnel Services – Employee Benefits</u>				
210 Group Insurance – Contracted Provider	3,808.69	3,707.93		7,516.62
220 Social Security Contributions	3,804.16	3,796.45		7,600.61
230 PSERS Retirement Contributions	14,866.00	14,866.00		29,732.00
250 Unemployment Compensation	12.00	12.00		24.00
260 Workers' Compensation	371.50	371.50		743.00
Total Personnel Services – Employee Benefits	\$22,862.35	\$22,753.88		\$45,616.23
500 <u>Other Purchased Services</u>				
580 Travel	2,278.29	2,278.28		4,556.57
Total Other Purchased Services	\$2,278.29	\$2,278.28		\$4,556.57
600 <u>Supplies</u>				
610 General Supplies	4,255.41	4,255.42		8,510.83
Total Supplies	\$4,255.41	\$4,255.42		\$8,510.83
800 <u>Other Objects</u>				
810 Dues and Fees	1,050.42	1,050.42		2,100.84
Total Other Objects	\$1,050.42	\$1,050.42		\$2,100.84
Total 2110 Supervision of Student Services	\$79,950.31	\$79,841.85		\$159,792.16

LEA : 103020753 Avonworth SD

Printed 11/15/2017 10:10:53 AM

General Fund (10)				
2111 Supervision of Student Services – Head of Component	<u>Elementary</u>	<u>Secondary</u>	<u>Federal</u>	<u>Total</u>
100 <u>Personnel Services – Salaries</u>				
100 Personnel Services – Salaries	49,503.84	49,503.85		99,007.69
Total Personnel Services – Salaries	\$49,503.84	\$49,503.85		\$99,007.69
200 <u>Personnel Services – Employee Benefits</u>				
210 Group Insurance – Contracted Provider	3,808.69	3,707.93		7,516.62
220 Social Security Contributions	3,804.16	3,796.45		7,600.61
230 PSERS Retirement Contributions	14,866.00	14,866.00		29,732.00
250 Unemployment Compensation	12.00	12.00		24.00
260 Workers' Compensation	371.50	371.50		743.00
Total Personnel Services – Employee Benefits	\$22,862.35	\$22,753.88		\$45,616.23
500 <u>Other Purchased Services</u>				
580 Travel	2,278.29	2,278.28		4,556.57
Total Other Purchased Services	\$2,278.29	\$2,278.28		\$4,556.57
600 <u>Supplies</u>				
610 General Supplies	4,255.41	4,255.42		8,510.83
Total Supplies	\$4,255.41	\$4,255.42		\$8,510.83
800 <u>Other Objects</u>				
810 Dues and Fees	1,050.42	1,050.42		2,100.84
Total Other Objects	\$1,050.42	\$1,050.42		\$2,100.84
Total 2111 Supervision of Student Services – Head of Component	\$79,950.31	\$79,841.85		\$159,792.16

LEA : 103020753 Avonworth SD

Printed 11/15/2017 10:10:53 AM

General Fund (10)				
2120 Guidance Services	<u>Elementary</u>	<u>Secondary</u>	<u>Federal</u>	<u>Total</u>
100 <u>Personnel Services – Salaries</u>				
100 Personnel Services – Salaries	146,105.41	337,809.61		483,915.02
Total Personnel Services – Salaries	\$146,105.41	\$337,809.61		\$483,915.02
200 <u>Personnel Services – Employee Benefits</u>				
210 Group Insurance – Contracted Provider	23,261.18	68,969.64		92,230.82
220 Social Security Contributions	10,740.11	25,391.07		36,131.18
230 PSERS Retirement Contributions	43,875.48	101,444.28		145,319.76
250 Unemployment Compensation	57.00	57.00		114.00
260 Workers' Compensation	1,925.50	1,925.50		3,851.00
Total Personnel Services – Employee Benefits	\$79,859.27	\$197,787.49		\$277,646.76
500 <u>Other Purchased Services</u>				
580 Travel		344.31		344.31
Total Other Purchased Services		\$344.31		\$344.31
600 <u>Supplies</u>				
610 General Supplies	23,505.89	27,534.45		51,040.34
Total Supplies	\$23,505.89	\$27,534.45		\$51,040.34
Total 2120 Guidance Services	\$249,470.57	\$563,475.86		\$812,946.43

LEA : 103020753 Avonworth SD

Printed 11/15/2017 10:10:53 AM

General Fund (10)

2140 Psychological Services

	<u>Elementary</u>	<u>Secondary</u>	<u>Federal</u>	<u>Total</u>
100 <u>Personnel Services – Salaries</u>				
100 Personnel Services – Salaries		85,648.35		85,648.35
Total Personnel Services – Salaries		\$85,648.35		\$85,648.35
200 <u>Personnel Services – Employee Benefits</u>				
210 Group Insurance – Contracted Provider		13,993.41		13,993.41
220 Social Security Contributions		6,379.58		6,379.58
230 PSERS Retirement Contributions		25,720.22		25,720.22
260 Workers' Compensation	1,387.00			1,387.00
Total Personnel Services – Employee Benefits	\$1,387.00	\$46,093.21		\$47,480.21
300 <u>Purchased Professional and Technical Services</u>				
330 Other Professional Services	26,755.00			26,755.00
Total Purchased Professional and Technical Services	\$26,755.00			\$26,755.00
600 <u>Supplies</u>				
610 General Supplies	3,080.64	555.00		3,635.64
Total Supplies	\$3,080.64	\$555.00		\$3,635.64
Total 2140 Psychological Services	\$31,222.64	\$132,296.56		\$163,519.20

LEA : 103020753 Avonworth SD

Printed 11/15/2017 10:10:53 AM

General Fund (10)

2190 Other Student Services	<u>Elementary</u>	<u>Secondary</u>	<u>Federal</u>	<u>Total</u>
300 <u>Purchased Professional and Technical Services</u>				
390 Other Purchased Professional and Technical Services	10,750.77	25,085.13		35,835.90
Total Purchased Professional and Technical Services	\$10,750.77	\$25,085.13		\$35,835.90
Total 2190 Other Student Services	\$10,750.77	\$25,085.13		\$35,835.90

LEA : 103020753 Avonworth SD

Printed 11/15/2017 10:10:53 AM

General Fund (10)				
2200 Support Services – Instructional Staff	<u>Elementary</u>	<u>Secondary</u>	<u>Federal</u>	<u>Total</u>
100 <u>Personnel Services – Salaries</u>				
100 Personnel Services – Salaries	54,728.46	59,402.07		114,130.53
Total Personnel Services – Salaries	\$54,728.46	\$59,402.07		\$114,130.53
200 <u>Personnel Services – Employee Benefits</u>				
210 Group Insurance – Contracted Provider	6,198.63	27,267.75		33,466.38
220 Social Security Contributions	4,332.49	4,433.70		8,766.19
230 PSERS Retirement Contributions	17,290.82	17,838.50		35,129.32
240 Tuition Reimbursement	40,198.58	63,882.60		104,081.18
250 Unemployment Compensation	42.00	42.00		84.00
260 Workers' Compensation	526.00	526.00		1,052.00
Total Personnel Services – Employee Benefits	\$68,588.52	\$113,990.55		\$182,579.07
300 <u>Purchased Professional and Technical Services</u>				
330 Other Professional Services		47,900.00		47,900.00
Total Purchased Professional and Technical Services		\$47,900.00		\$47,900.00
500 <u>Other Purchased Services</u>				
580 Travel	2,373.24	13,384.24		15,757.48
Total Other Purchased Services	\$2,373.24	\$13,384.24		\$15,757.48
600 <u>Supplies</u>				
610 General Supplies	6,649.19	23,456.02		30,105.21
640 Books and Periodicals	26,022.09	11,555.01		37,577.10
Total Supplies	\$32,671.28	\$35,011.03		\$67,682.31
800 <u>Other Objects</u>				
810 Dues and Fees	9,700.00	18,425.00		28,125.00
890 Miscellaneous Expenditures	375.00	2,850.00		3,225.00
Total Other Objects	\$10,075.00	\$21,275.00		\$31,350.00
Total 2200 Support Services – Instructional Staff	\$168,436.50	\$290,962.89		\$459,399.39

LEA : 103020753 Avonworth SD

Printed 11/15/2017 10:10:53 AM

General Fund (10)

2220 Technology Support Services

	<u>Elementary</u>	<u>Secondary</u>	<u>Federal</u>	<u>Total</u>
600 <u>Supplies</u>				
610 General Supplies		8,050.87		8,050.87
Total Supplies		\$8,050.87		\$8,050.87
Total 2220 Technology Support Services		\$8,050.87		\$8,050.87

LEA : 103020753 Avonworth SD

Printed 11/15/2017 10:10:53 AM

General Fund (10)

2250 School Library Services

	<u>Elementary</u>	<u>Secondary</u>	<u>Federal</u>	<u>Total</u>
100 <u>Personnel Services – Salaries</u>				
100 Personnel Services – Salaries	49,540.96	41,456.20		90,997.16
Total Personnel Services – Salaries	\$49,540.96	\$41,456.20		\$90,997.16
200 <u>Personnel Services – Employee Benefits</u>				
210 Group Insurance – Contracted Provider	6,128.52	27,197.64		33,326.16
220 Social Security Contributions	3,730.12	3,078.50		6,808.62
230 PSERS Retirement Contributions	14,877.17	12,449.28		27,326.45
250 Unemployment Compensation	42.00	42.00		84.00
260 Workers' Compensation	526.00	526.00		1,052.00
Total Personnel Services – Employee Benefits	\$25,303.81	\$43,293.42		\$68,597.23
600 <u>Supplies</u>				
610 General Supplies	6,621.37	10,979.48		17,600.85
640 Books and Periodicals	26,022.09	11,555.01		37,577.10
Total Supplies	\$32,643.46	\$22,534.49		\$55,177.95
Total 2250 School Library Services	\$107,488.23	\$107,284.11		\$214,772.34

LEA : 103020753 Avonworth SD

Printed 11/15/2017 10:10:53 AM

General Fund (10)

2270 Instructional Staff Professional Development Services	Elementary	Secondary	Federal	Total
100 <u>Personnel Services – Salaries</u>				
100 Personnel Services – Salaries	5,187.50	17,945.87		23,133.37
Total Personnel Services – Salaries	\$5,187.50	\$17,945.87		\$23,133.37
200 <u>Personnel Services – Employee Benefits</u>				
210 Group Insurance – Contracted Provider	70.11	70.11		140.22
220 Social Security Contributions	602.37	1,355.20		1,957.57
230 PSERS Retirement Contributions	2,413.65	5,389.22		7,802.87
240 Tuition Reimbursement	40,198.58	63,882.60		104,081.18
Total Personnel Services – Employee Benefits	\$43,284.71	\$70,697.13		\$113,981.84
300 <u>Purchased Professional and Technical Services</u>				
330 Other Professional Services		47,900.00		47,900.00
Total Purchased Professional and Technical Services		\$47,900.00		\$47,900.00
500 <u>Other Purchased Services</u>				
580 Travel	2,373.24	13,384.24		15,757.48
Total Other Purchased Services	\$2,373.24	\$13,384.24		\$15,757.48
600 <u>Supplies</u>				
610 General Supplies	27.82	4,425.67		4,453.49
Total Supplies	\$27.82	\$4,425.67		\$4,453.49
800 <u>Other Objects</u>				
810 Dues and Fees	9,700.00	18,425.00		28,125.00
890 Miscellaneous Expenditures	375.00	2,850.00		3,225.00
Total Other Objects	\$10,075.00	\$21,275.00		\$31,350.00
Total 2270 Instructional Staff Professional Development Services	\$60,948.27	\$175,627.91		\$236,576.18

LEA : 103020753 Avonworth SD

Printed 11/15/2017 10:10:53 AM

General Fund (10)				
2300 Support Services – Administration	<u>Elementary</u>	<u>Secondary</u>	<u>Federal</u>	<u>Total</u>
100 <u>Personnel Services – Salaries</u>				
100 Personnel Services – Salaries	365,447.63	384,545.11		1,090,753.77
Total Personnel Services – Salaries	\$365,447.63	\$384,545.11		\$1,090,753.77
200 <u>Personnel Services – Employee Benefits</u>				
210 Group Insurance – Contracted Provider	41,615.31	64,416.72		160,919.54
220 Social Security Contributions	27,789.54	29,342.93		82,254.43
230 PSERS Retirement Contributions	85,676.54	113,736.54		304,243.69
250 Unemployment Compensation	90.00	100.00		294.00
260 Workers' Compensation	2,400.00	2,600.00		7,541.00
Total Personnel Services – Employee Benefits	\$157,571.39	\$210,196.19		\$555,252.66
300 <u>Purchased Professional and Technical Services</u>				
330 Other Professional Services				76,127.99
390 Other Purchased Professional and Technical Services				51,140.39
Total Purchased Professional and Technical Services				\$127,268.38
400 <u>Purchased Property Services</u>				
430 Repairs and Maintenance Services	3,794.73	2,623.12		6,942.85
Total Purchased Property Services	\$3,794.73	\$2,623.12		\$6,942.85
500 <u>Other Purchased Services</u>				
520 Insurance – General				9,006.00
530 Communications	5,211.26	10,132.38		15,343.64
550 Printing and Binding				8,495.23
580 Travel	4,100.42	4,894.55		10,836.12
Total Other Purchased Services	\$9,311.68	\$15,026.93		\$43,680.99
600 <u>Supplies</u>				
610 General Supplies	17,362.99	14,647.40		44,423.69
Total Supplies	\$17,362.99	\$14,647.40		\$44,423.69
800 <u>Other Objects</u>				
810 Dues and Fees	1,790.00	1,887.80		24,858.85
Total Other Objects	\$1,790.00	\$1,887.80		\$24,858.85
Total 2300 Support Services – Administration	\$555,278.42	\$628,926.55		\$1,893,181.19

LEA : 103020753 Avonworth SD

Printed 11/15/2017 10:10:53 AM

General Fund (10)

2310 Board Services

	<u>Elementary</u>	<u>Secondary</u>	<u>Federal</u>	<u>Total</u>
100 <u>Personnel Services – Salaries</u>				
100 Personnel Services – Salaries				5,133.37
Total Personnel Services – Salaries				\$5,133.37
200 <u>Personnel Services – Employee Benefits</u>				
220 Social Security Contributions				383.85
230 PSERS Retirement Contributions				1,541.59
250 Unemployment Compensation				10.00
260 Workers' Compensation				41.00
Total Personnel Services – Employee Benefits				\$1,976.44
600 <u>Supplies</u>				
610 General Supplies				1,854.61
Total Supplies				\$1,854.61
800 <u>Other Objects</u>				
810 Dues and Fees				13,030.45
Total Other Objects				\$13,030.45
Total 2310 Board Services				\$21,994.87

LEA : 103020753 Avonworth SD

Printed 11/15/2017 10:10:53 AM

General Fund (10)

2330 Tax Assessment and Collection Services	<u>Elementary</u>	<u>Secondary</u>	<u>Federal</u>	<u>Total</u>
200 <u>Personnel Services – Employee Benefits</u>				
220 Social Security Contributions				1,885.68
Total Personnel Services – Employee Benefits				\$1,885.68
300 <u>Purchased Professional and Technical Services</u>				
390 Other Purchased Professional and Technical Services				51,140.39
Total Purchased Professional and Technical Services				\$51,140.39
500 <u>Other Purchased Services</u>				
520 Insurance – General				9,006.00
Total Other Purchased Services				\$9,006.00
Total 2330 Tax Assessment and Collection Services				\$62,032.07

LEA : 103020753 Avonworth SD

Printed 11/15/2017 10:10:53 AM

General Fund (10)

2350 Legal and Accounting Services	<u>Elementary</u>	<u>Secondary</u>	<u>Federal</u>	<u>Total</u>
300 <u>Purchased Professional and Technical Services</u>				
330 Other Professional Services				68,447.99
Total Purchased Professional and Technical Services				\$68,447.99
Total 2350 Legal and Accounting Services				\$68,447.99

LEA : 103020753 Avonworth SD

Printed 11/15/2017 10:10:53 AM

General Fund (10)				
2360 Office of the Superintendent / Executive Director Services	<u>Elementary</u>	<u>Secondary</u>	<u>Federal</u>	<u>Total</u>
100 <u>Personnel Services – Salaries</u>				
100 Personnel Services – Salaries				335,627.66
Total Personnel Services – Salaries				\$335,627.66
200 <u>Personnel Services – Employee Benefits</u>				
210 Group Insurance – Contracted Provider				54,887.51
220 Social Security Contributions				22,852.43
230 PSERS Retirement Contributions				103,289.02
250 Unemployment Compensation				94.00
260 Workers' Compensation				2,500.00
Total Personnel Services – Employee Benefits				\$183,622.96
500 <u>Other Purchased Services</u>				
580 Travel				1,841.15
Total Other Purchased Services				\$1,841.15
600 <u>Supplies</u>				
610 General Supplies				8,847.92
Total Supplies				\$8,847.92
800 <u>Other Objects</u>				
810 Dues and Fees				8,100.60
Total Other Objects				\$8,100.60
Total 2360 Office of the Superintendent / Executive Director Services				\$538,040.29

LEA : 103020753 Avonworth SD

Printed 11/15/2017 10:10:53 AM

General Fund (10)				
2370 Community Relations Services	<u>Elementary</u>	<u>Secondary</u>	<u>Federal</u>	<u>Total</u>
300 <u>Purchased Professional and Technical Services</u>				
330 Other Professional Services				7,680.00
Total Purchased Professional and Technical Services				\$7,680.00
400 <u>Purchased Property Services</u>				
430 Repairs and Maintenance Services				525.00
Total Purchased Property Services				\$525.00
500 <u>Other Purchased Services</u>				
550 Printing and Binding				8,495.23
Total Other Purchased Services				\$8,495.23
600 <u>Supplies</u>				
610 General Supplies				1,710.77
Total Supplies				\$1,710.77
800 <u>Other Objects</u>				
810 Dues and Fees				50.00
Total Other Objects				\$50.00
Total 2370 Community Relations Services				\$18,461.00

LEA : 103020753 Avonworth SD

Printed 11/15/2017 10:10:53 AM

General Fund (10)				
2380 Office of the Principal Services	<u>Elementary</u>	<u>Secondary</u>	<u>Federal</u>	<u>Total</u>
100 <u>Personnel Services – Salaries</u>				
100 Personnel Services – Salaries	365,447.63	384,545.11		749,992.74
Total Personnel Services – Salaries	\$365,447.63	\$384,545.11		\$749,992.74
200 <u>Personnel Services – Employee Benefits</u>				
210 Group Insurance – Contracted Provider	41,615.31	64,416.72		106,032.03
220 Social Security Contributions	27,789.54	29,342.93		57,132.47
230 PSERS Retirement Contributions	85,676.54	113,736.54		199,413.08
250 Unemployment Compensation	90.00	100.00		190.00
260 Workers' Compensation	2,400.00	2,600.00		5,000.00
Total Personnel Services – Employee Benefits	\$157,571.39	\$210,196.19		\$367,767.58
400 <u>Purchased Property Services</u>				
430 Repairs and Maintenance Services	3,794.73	2,623.12		6,417.85
Total Purchased Property Services	\$3,794.73	\$2,623.12		\$6,417.85
500 <u>Other Purchased Services</u>				
530 Communications	5,211.26	10,132.38		15,343.64
580 Travel	4,100.42	4,894.55		8,994.97
Total Other Purchased Services	\$9,311.68	\$15,026.93		\$24,338.61
600 <u>Supplies</u>				
610 General Supplies	17,362.99	14,647.40		32,010.39
Total Supplies	\$17,362.99	\$14,647.40		\$32,010.39
800 <u>Other Objects</u>				
810 Dues and Fees	1,790.00	1,887.80		3,677.80
Total Other Objects	\$1,790.00	\$1,887.80		\$3,677.80
Total 2380 Office of the Principal Services	\$555,278.42	\$628,926.55		\$1,184,204.97

LEA : 103020753 Avonworth SD

Printed 11/15/2017 10:10:53 AM

General Fund (10)				
2400 Support Services – Pupil Health	<u>Elementary</u>	<u>Secondary</u>	<u>Federal</u>	<u>Total</u>
100 <u>Personnel Services – Salaries</u>				
100 Personnel Services – Salaries				111,885.35
Total Personnel Services – Salaries				\$111,885.35
200 <u>Personnel Services – Employee Benefits</u>				
210 Group Insurance – Contracted Provider				48,450.01
220 Social Security Contributions				8,256.86
230 PSERS Retirement Contributions				33,599.22
250 Unemployment Compensation				103.00
260 Workers' Compensation				2,200.00
Total Personnel Services – Employee Benefits				\$92,609.09
300 <u>Purchased Professional and Technical Services</u>				
330 Other Professional Services				28,345.03
Total Purchased Professional and Technical Services				\$28,345.03
500 <u>Other Purchased Services</u>				
580 Travel				191.41
Total Other Purchased Services				\$191.41
600 <u>Supplies</u>				
610 General Supplies				4,197.88
Total Supplies				\$4,197.88
Total 2400 Support Services – Pupil Health				\$237,228.76

LEA : 103020753 Avonworth SD

Printed 11/15/2017 10:10:53 AM

General Fund (10)

2420 Medical Services

<u>Elementary</u>	<u>Secondary</u>	<u>Federal</u>	<u>Total</u>
-------------------	------------------	----------------	--------------

300 Purchased Professional and Technical Services

330 Other Professional Services			28,345.03
---------------------------------	--	--	-----------

Total Purchased Professional and Technical Services			\$28,345.03
--	--	--	--------------------

Total 2420 Medical Services			\$28,345.03
------------------------------------	--	--	--------------------

LEA : 103020753 Avonworth SD

Printed 11/15/2017 10:10:53 AM

General Fund (10)

2440 Nursing Services

	<u>Elementary</u>	<u>Secondary</u>	<u>Federal</u>	<u>Total</u>
100 <u>Personnel Services – Salaries</u>				
100 Personnel Services – Salaries				111,885.35
Total Personnel Services – Salaries				\$111,885.35
200 <u>Personnel Services – Employee Benefits</u>				
210 Group Insurance – Contracted Provider				48,450.01
220 Social Security Contributions				8,256.86
230 PSERS Retirement Contributions				33,599.22
250 Unemployment Compensation				103.00
260 Workers' Compensation				2,200.00
Total Personnel Services – Employee Benefits				\$92,609.09
500 <u>Other Purchased Services</u>				
580 Travel				191.41
Total Other Purchased Services				\$191.41
600 <u>Supplies</u>				
610 General Supplies				4,197.88
Total Supplies				\$4,197.88
Total 2440 Nursing Services				\$208,883.73

LEA : 103020753 Avonworth SD

Printed 11/15/2017 10:10:53 AM

General Fund (10)				
2500 Support Services – Business	<u>Elementary</u>	<u>Secondary</u>	<u>Federal</u>	<u>Total</u>
100 <u>Personnel Services – Salaries</u>				
100 Personnel Services – Salaries				185,104.31
Total Personnel Services – Salaries				\$185,104.31
200 <u>Personnel Services – Employee Benefits</u>				
210 Group Insurance – Contracted Provider				42,027.85
220 Social Security Contributions				13,864.96
230 PSERS Retirement Contributions				52,583.42
250 Unemployment Compensation				173.00
260 Workers' Compensation				2,400.00
Total Personnel Services – Employee Benefits				\$111,049.23
300 <u>Purchased Professional and Technical Services</u>				
330 Other Professional Services				22,711.90
340 Technical Services				8,281.00
Total Purchased Professional and Technical Services				\$30,992.90
400 <u>Purchased Property Services</u>				
430 Repairs and Maintenance Services				11,115.60
Total Purchased Property Services				\$11,115.60
500 <u>Other Purchased Services</u>				
541 Advertising Related to Federal Grant Awards				4,593.08
580 Travel				726.70
Total Other Purchased Services				\$5,319.78
600 <u>Supplies</u>				
610 General Supplies				4,106.88
Total Supplies				\$4,106.88
800 <u>Other Objects</u>				
810 Dues and Fees				330.00
Total Other Objects				\$330.00
Total 2500 Support Services – Business				\$348,018.70

LEA : 103020753 Avonworth SD

Printed 11/15/2017 10:10:53 AM

General Fund (10)

2510 Fiscal Services

	<u>Elementary</u>	<u>Secondary</u>	<u>Federal</u>	<u>Total</u>
100 <u>Personnel Services – Salaries</u>				
100 Personnel Services – Salaries				185,104.31
Total Personnel Services – Salaries				\$185,104.31
200 <u>Personnel Services – Employee Benefits</u>				
210 Group Insurance – Contracted Provider				42,027.85
220 Social Security Contributions				13,864.96
230 PSERS Retirement Contributions				52,583.42
250 Unemployment Compensation				173.00
260 Workers' Compensation				2,400.00
Total Personnel Services – Employee Benefits				\$111,049.23
300 <u>Purchased Professional and Technical Services</u>				
330 Other Professional Services				22,711.90
340 Technical Services				8,281.00
Total Purchased Professional and Technical Services				\$30,992.90
400 <u>Purchased Property Services</u>				
430 Repairs and Maintenance Services				11,115.60
Total Purchased Property Services				\$11,115.60
500 <u>Other Purchased Services</u>				
541 Advertising Related to Federal Grant Awards				4,593.08
580 Travel				726.70
Total Other Purchased Services				\$5,319.78
600 <u>Supplies</u>				
610 General Supplies				4,106.88
Total Supplies				\$4,106.88
800 <u>Other Objects</u>				
810 Dues and Fees				330.00
Total Other Objects				\$330.00
Total 2510 Fiscal Services				\$348,018.70

LEA : 103020753 Avonworth SD

Printed 11/15/2017 10:10:53 AM

General Fund (10)

2511 Supervision of Fiscal Services - Head of Component	<u>Elementary</u>	<u>Secondary</u>	<u>Federal</u>	<u>Total</u>
100 <u>Personnel Services – Salaries</u>				
100 Personnel Services – Salaries				170,785.75
Total Personnel Services – Salaries				\$170,785.75
200 <u>Personnel Services – Employee Benefits</u>				
210 Group Insurance – Contracted Provider				36,187.17
220 Social Security Contributions				12,845.81
230 PSERS Retirement Contributions				51,286.99
250 Unemployment Compensation				173.00
260 Workers' Compensation				2,400.00
Total Personnel Services – Employee Benefits				\$102,892.97
300 <u>Purchased Professional and Technical Services</u>				
330 Other Professional Services				22,711.90
340 Technical Services				8,281.00
Total Purchased Professional and Technical Services				\$30,992.90
400 <u>Purchased Property Services</u>				
430 Repairs and Maintenance Services				11,115.60
Total Purchased Property Services				\$11,115.60
500 <u>Other Purchased Services</u>				
541 Advertising Related to Federal Grant Awards				4,593.08
580 Travel				726.70
Total Other Purchased Services				\$5,319.78
600 <u>Supplies</u>				
610 General Supplies				4,106.88
Total Supplies				\$4,106.88
800 <u>Other Objects</u>				
810 Dues and Fees				330.00
Total Other Objects				\$330.00
Total 2511 Supervision of Fiscal Services - Head of Component				\$325,543.88

LEA : 103020753 Avonworth SD

Printed 11/15/2017 10:10:53 AM

General Fund (10)

2514 Payroll Services

	<u>Elementary</u>	<u>Secondary</u>	<u>Federal</u>	<u>Total</u>
100 <u>Personnel Services – Salaries</u>				
100 Personnel Services – Salaries				14,318.56
Total Personnel Services – Salaries				\$14,318.56
200 <u>Personnel Services – Employee Benefits</u>				
210 Group Insurance – Contracted Provider				5,840.68
220 Social Security Contributions				1,019.15
230 PSERS Retirement Contributions				1,296.43
Total Personnel Services – Employee Benefits				\$8,156.26
Total 2514 Payroll Services				\$22,474.82

LEA : 103020753 Avonworth SD

Printed 11/15/2017 10:10:53 AM

General Fund (10)				
2600 Operation and Maintenance of Plant Services	<u>Elementary</u>	<u>Secondary</u>	<u>Federal</u>	<u>Total</u>
100 <u>Personnel Services – Salaries</u>				
100 Personnel Services – Salaries				576,208.55
Total Personnel Services – Salaries				\$576,208.55
200 <u>Personnel Services – Employee Benefits</u>				
210 Group Insurance – Contracted Provider				217,192.83
220 Social Security Contributions				44,882.74
230 PSERS Retirement Contributions				175,394.90
250 Unemployment Compensation				934.00
260 Workers' Compensation				3,359.00
Total Personnel Services – Employee Benefits				\$441,763.47
300 <u>Purchased Professional and Technical Services</u>				
350 Security / Safety Services				2,881.04
Total Purchased Professional and Technical Services				\$2,881.04
400 <u>Purchased Property Services</u>				
410 Cleaning Services				23,657.06
420 Utility Services				292,119.34
430 Repairs and Maintenance Services				236,628.91
460 Extermination Services				6,911.00
490 Other Purchased Property Services				2,274.20
Total Purchased Property Services				\$561,590.51
500 <u>Other Purchased Services</u>				
521 Fire Insurance				76,296.00
530 Communications				33,246.81
580 Travel				620.90
Total Other Purchased Services				\$110,163.71
600 <u>Supplies</u>				
610 General Supplies	49,229.84	93,600.19		142,830.03
620 Energy				90,433.89
Total Supplies	\$49,229.84	\$93,600.19		\$233,263.92
700 <u>Property</u>				
752 Capital Equipment – Original and Additional				40,707.24
Total Property				\$40,707.24
800 <u>Other Objects</u>				
810 Dues and Fees				692.00
Total Other Objects				\$692.00
Total 2600 Operation and Maintenance of Plant Services	\$49,229.84	\$93,600.19		\$1,967,270.44

LEA : 103020753 Avonworth SD

Printed 11/15/2017 10:10:53 AM

General Fund (10)

2610 Supervision of Operation and Maintenance of Plant Services	<u>Elementary</u>	<u>Secondary</u>	<u>Federal</u>	<u>Total</u>
100 <u>Personnel Services – Salaries</u>				
100 Personnel Services – Salaries				104,000.17
Total Personnel Services – Salaries				\$104,000.17
200 <u>Personnel Services – Employee Benefits</u>				
210 Group Insurance – Contracted Provider				36,725.87
220 Social Security Contributions				7,767.89
230 PSERS Retirement Contributions				31,231.27
Total Personnel Services – Employee Benefits				\$75,725.03
Total 2610 Supervision of Operation and Maintenance of Plant Services				\$179,725.20

LEA : 103020753 Avonworth SD

Printed 11/15/2017 10:10:53 AM

General Fund (10)				
2611 Supervision of Operation and Maintenance of Plant Services – Head of Component	<u>Elementary</u>	<u>Secondary</u>	<u>Federal</u>	<u>Total</u>
100 <u>Personnel Services – Salaries</u>				
100 Personnel Services – Salaries				61,762.50
Total Personnel Services – Salaries				\$61,762.50
200 <u>Personnel Services – Employee Benefits</u>				
210 Group Insurance – Contracted Provider				18,422.10
220 Social Security Contributions				4,635.90
230 PSERS Retirement Contributions				18,547.30
Total Personnel Services – Employee Benefits				\$41,605.30
Total 2611 Supervision of Operation and Maintenance of Plant Services – Head of Component				\$103,367.80

LEA : 103020753 Avonworth SD

Printed 11/15/2017 10:10:53 AM

General Fund (10)

2619 Supervision of Operation and Maintenance of Plant Services – All Other Supervision	<u>Elementary</u>	<u>Secondary</u>	<u>Federal</u>	<u>Total</u>
100 <u>Personnel Services – Salaries</u>				
100 Personnel Services – Salaries				42,237.67
Total Personnel Services – Salaries				\$42,237.67
200 <u>Personnel Services – Employee Benefits</u>				
210 Group Insurance – Contracted Provider				18,303.77
220 Social Security Contributions				3,131.99
230 PSERS Retirement Contributions				12,683.97
Total Personnel Services – Employee Benefits				\$34,119.73
Total 2619 Supervision of Operation and Maintenance of Plant Services – All Other Supervision				\$76,357.40

LEA : 103020753 Avonworth SD

Printed 11/15/2017 10:10:53 AM

General Fund (10)				
2620 Operation of Buildings Services	<u>Elementary</u>	<u>Secondary</u>	<u>Federal</u>	<u>Total</u>
100 <u>Personnel Services – Salaries</u>				
100 Personnel Services – Salaries				430,892.10
Total Personnel Services – Salaries				\$430,892.10
200 <u>Personnel Services – Employee Benefits</u>				
210 Group Insurance – Contracted Provider				174,096.04
220 Social Security Contributions				33,989.21
230 PSERS Retirement Contributions				131,723.84
250 Unemployment Compensation				934.00
260 Workers' Compensation				3,359.00
Total Personnel Services – Employee Benefits				\$344,102.09
300 <u>Purchased Professional and Technical Services</u>				
350 Security / Safety Services				2,881.04
Total Purchased Professional and Technical Services				\$2,881.04
400 <u>Purchased Property Services</u>				
410 Cleaning Services				23,657.06
420 Utility Services				292,119.34
430 Repairs and Maintenance Services				215,869.11
460 Extermination Services				6,911.00
490 Other Purchased Property Services				2,274.20
Total Purchased Property Services				\$540,830.71
500 <u>Other Purchased Services</u>				
521 Fire Insurance				76,296.00
530 Communications				33,246.81
580 Travel				620.90
Total Other Purchased Services				\$110,163.71
600 <u>Supplies</u>				
610 General Supplies	49,229.84	93,600.19		142,830.03
620 Energy				90,433.89
Total Supplies	\$49,229.84	\$93,600.19		\$233,263.92
700 <u>Property</u>				
752 Capital Equipment – Original and Additional				40,707.24
Total Property				\$40,707.24
800 <u>Other Objects</u>				
810 Dues and Fees				692.00
Total Other Objects				\$692.00
Total 2620 Operation of Buildings Services	\$49,229.84	\$93,600.19		\$1,703,532.81

LEA : 103020753 Avonworth SD

Printed 11/15/2017 10:10:53 AM

General Fund (10)

2630 Care and Upkeep of Grounds Services	<u>Elementary</u>	<u>Secondary</u>	<u>Federal</u>	<u>Total</u>
100 <u>Personnel Services – Salaries</u>				
100 Personnel Services – Salaries				41,316.28
Total Personnel Services – Salaries				\$41,316.28
200 <u>Personnel Services – Employee Benefits</u>				
210 Group Insurance – Contracted Provider				6,370.92
220 Social Security Contributions				3,125.64
230 PSERS Retirement Contributions				12,439.79
Total Personnel Services – Employee Benefits				\$21,936.35
400 <u>Purchased Property Services</u>				
430 Repairs and Maintenance Services				18,819.12
Total Purchased Property Services				\$18,819.12
Total 2630 Care and Upkeep of Grounds Services				\$82,071.75

LEA : 103020753 Avonworth SD

Printed 11/15/2017 10:10:53 AM

General Fund (10)

2650 Vehicle Operation and Maintenance Services (Other Than Student Transportation Vehicles)	<u>Elementary</u>	<u>Secondary</u>	<u>Federal</u>	<u>Total</u>
400 <u>Purchased Property Services</u>				
430 Repairs and Maintenance Services				1,940.68
Total Purchased Property Services				\$1,940.68
Total 2650 Vehicle Operation and Maintenance Services (Other Than Student Transportation Vehicles)				\$1,940.68

LEA : 103020753 Avonworth SD

Printed 11/15/2017 10:10:53 AM

General Fund (10)

2700 Student Transportation Services	<u>Elementary</u>	<u>Secondary</u>	<u>Federal</u>	<u>Total</u>
500 <u>Other Purchased Services</u>				
513 Contracted Carriers				1,745,486.84
515 Public Carriers				38.50
Total Other Purchased Services				\$1,745,525.34
Total 2700 Student Transportation Services				\$1,745,525.34

LEA : 103020753 Avonworth SD

Printed 11/15/2017 10:10:53 AM

General Fund (10)

2720 Vehicle Operation Services	<u>Elementary</u>	<u>Secondary</u>	<u>Federal</u>	<u>Total</u>
500 <u>Other Purchased Services</u>				
513 Contracted Carriers				1,058,458.60
Total Other Purchased Services				\$1,058,458.60
Total 2720 Vehicle Operation Services				\$1,058,458.60

Page 77

LEA : 103020753 Avonworth SD

Printed 11/15/2017 10:10:53 AM

General Fund (10)

2790 Other Student Transportation Services	<u>Elementary</u>	<u>Secondary</u>	<u>Federal</u>	<u>Total</u>
500 <u>Other Purchased Services</u>				
513 Contracted Carriers				80,115.66
Total Other Purchased Services				\$80,115.66
Total 2790 Other Student Transportation Services				\$80,115.66

LEA : 103020753 Avonworth SD

Printed 11/15/2017 10:10:53 AM

General Fund (10)

2800 Support Services – Central	<u>Elementary</u>	<u>Secondary</u>	<u>Federal</u>	<u>Total</u>
300 <u>Purchased Professional and Technical Services</u>				
330 Other Professional Services				265,528.50
Total Purchased Professional and Technical Services				\$265,528.50
400 <u>Purchased Property Services</u>				
440 Rentals				86,006.83
Total Purchased Property Services				\$86,006.83
500 <u>Other Purchased Services</u>				
580 Travel				300.00
Total Other Purchased Services				\$300.00
600 <u>Supplies</u>				
610 General Supplies				51,573.25
Total Supplies				\$51,573.25
700 <u>Property</u>				
752 Capital Equipment – Original and Additional				161,741.48
Total Property				\$161,741.48
Total 2800 Support Services – Central				\$565,150.06

LEA : 103020753 Avonworth SD

Printed 11/15/2017 10:10:53 AM

General Fund (10)				
2810 Planning, Research, Development and Evaluation Services	<u>Elementary</u>	<u>Secondary</u>	<u>Federal</u>	<u>Total</u>
300 <u>Purchased Professional and Technical Services</u>				
330 Other Professional Services				265,528.50
Total Purchased Professional and Technical Services				\$265,528.50
400 <u>Purchased Property Services</u>				
440 Rentals				86,006.83
Total Purchased Property Services				\$86,006.83
500 <u>Other Purchased Services</u>				
580 Travel				300.00
Total Other Purchased Services				\$300.00
600 <u>Supplies</u>				
610 General Supplies				51,573.25
Total Supplies				\$51,573.25
700 <u>Property</u>				
752 Capital Equipment – Original and Additional				161,741.48
Total Property				\$161,741.48
Total 2810 Planning, Research, Development and Evaluation Services				\$565,150.06

LEA : 103020753 Avonworth SD

Printed 11/15/2017 10:10:53 AM

General Fund (10)				
2900 Other Support Services	<u>Elementary</u>	<u>Secondary</u>	<u>Federal</u>	<u>Total</u>
200 <u>Personnel Services – Employee Benefits</u>				
210 Group Insurance – Contracted Provider				6,552.00
292 Health Savings Accounts				25,637.88
Total Personnel Services – Employee Benefits				\$32,189.88
500 <u>Other Purchased Services</u>				
595 IU Payments By Withholding				29,293.33
Total Other Purchased Services				\$29,293.33
Total 2900 Other Support Services				\$61,483.21

LEA : 103020753 Avonworth SD

Printed 11/15/2017 10:10:53 AM

General Fund (10)

2910 Support Services Not Listed Elsewhere In the 2000 Series

Elementary Secondary Federal Total

200 Personnel Services – Employee Benefits

210 Group Insurance – Contracted Provider 6,552.00

292 Health Savings Accounts 25,637.88

Total Personnel Services – Employee Benefits \$32,189.88

500 Other Purchased Services

595 IU Payments By Withholding 29,293.33

Total Other Purchased Services \$29,293.33

Total 2910 Support Services Not Listed Elsewhere In the 2000 Series \$61,483.21

LEA : 103020753 Avonworth SD

Printed 11/15/2017 10:10:55 AM

General Fund (10)	
3000 Operation of Non-Instructional Services	<u>Total</u>
100 <u>Personnel Services – Salaries</u>	
100 Personnel Services – Salaries	531,369.03
Total Personnel Services – Salaries	\$531,369.03
200 <u>Personnel Services – Employee Benefits</u>	
210 Group Insurance – Contracted Provider	18,464.37
220 Social Security Contributions	40,334.33
230 PSERS Retirement Contributions	112,170.77
250 Unemployment Compensation	63.00
260 Workers’ Compensation	1,000.00
Total Personnel Services – Employee Benefits	\$172,032.47
300 <u>Purchased Professional and Technical Services</u>	
330 Other Professional Services	11,749.99
350 Security / Safety Services	5,282.00
Total Purchased Professional and Technical Services	\$17,031.99
400 <u>Purchased Property Services</u>	
410 Cleaning Services	13,200.65
490 Other Purchased Property Services	855.00
Total Purchased Property Services	\$14,055.65
500 <u>Other Purchased Services</u>	
510 Student Transportation Services	45,919.22
520 Insurance – General	7,179.00
580 Travel	11,704.67
591 Services Purchased Locally	11,991.30
599 Other Miscellaneous Purchased Services	26,052.03
Total Other Purchased Services	\$102,846.22
600 <u>Supplies</u>	
610 General Supplies	123,272.99
Total Supplies	\$123,272.99
700 <u>Property</u>	
752 Capital Equipment – Original and Additional	4,710.00
Total Property	\$4,710.00
800 <u>Other Objects</u>	
810 Dues and Fees	360.00
Total Other Objects	\$360.00
Total 3000 Operation of Non-Instructional Services	\$965,678.35

LEA : 103020753 Avonworth SD

Printed 11/15/2017 10:10:55 AM

General Fund (10)				
3200 Student Activities				
	<u>Elementary</u>	<u>Secondary</u>	<u>Federal</u>	<u>Total</u>
100 <u>Personnel Services – Salaries</u>				
100 Personnel Services – Salaries				531,369.03
Total Personnel Services – Salaries				\$531,369.03
200 <u>Personnel Services – Employee Benefits</u>				
210 Group Insurance – Contracted Provider				18,464.37
220 Social Security Contributions				40,334.33
230 PSERS Retirement Contributions				112,170.77
250 Unemployment Compensation				63.00
260 Workers' Compensation				1,000.00
Total Personnel Services – Employee Benefits				\$172,032.47
300 <u>Purchased Professional and Technical Services</u>				
330 Other Professional Services				11,749.99
350 Security / Safety Services				5,282.00
Total Purchased Professional and Technical Services				\$17,031.99
400 <u>Purchased Property Services</u>				
410 Cleaning Services				13,200.65
490 Other Purchased Property Services				855.00
Total Purchased Property Services				\$14,055.65
500 <u>Other Purchased Services</u>				
510 Student Transportation Services				45,919.22
520 Insurance – General				7,179.00
580 Travel				11,704.67
599 Other Miscellaneous Purchased Services				26,052.03
Total Other Purchased Services				\$90,854.92
600 <u>Supplies</u>				
610 General Supplies				123,272.99
Total Supplies				\$123,272.99
700 <u>Property</u>				
752 Capital Equipment – Original and Additional				4,710.00
Total Property				\$4,710.00
800 <u>Other Objects</u>				
810 Dues and Fees				360.00
Total Other Objects				\$360.00
Total 3200 Student Activities				\$953,687.05

LEA : 103020753 Avonworth SD

Printed 11/15/2017 10:10:55 AM

General Fund (10)

3300 Community Services

<u>Elementary</u>	<u>Secondary</u>	<u>Federal</u>	<u>Total</u>
-------------------	------------------	----------------	--------------

500 Other Purchased Services

591 Services Purchased Locally			11,991.30
--------------------------------	--	--	-----------

Total Other Purchased Services			\$11,991.30
---------------------------------------	--	--	--------------------

Total 3300 Community Services			\$11,991.30
--------------------------------------	--	--	--------------------

LEA : 103020753 Avonworth SD

Printed 11/15/2017 10:10:57 AM

General Fund (10)

5000 Other Expenditures and Financing Uses		<u>Total</u>
800 <u>Other Objects</u>		
830 Interest		1,572,909.00
880 Refunds of Prior Years' Receipts		16,650.40
Total Other Objects		\$1,589,559.40
900 <u>Other Uses of Funds</u>		
910 Redemption of Principal		1,315,279.30
930 Fund Transfers		1,759.00
Total Other Uses of Funds		\$1,317,038.30
Total 5000 Other Expenditures and Financing Uses		\$2,906,597.70

LEA : 103020753 Avonworth SD

Printed 11/15/2017 10:10:57 AM

General Fund (10)

5100 Debt Service / Other Expenditures and Financing Uses	<u>Elementary</u>	<u>Secondary</u>	<u>Federal</u>	<u>Total</u>
800 <u>Other Objects</u>				
830 Interest				1,572,909.00
880 Refunds of Prior Years' Receipts				16,650.40
Total Other Objects				\$1,589,559.40
900 <u>Other Uses of Funds</u>				
910 Redemption of Principal				1,315,279.30
Total Other Uses of Funds				\$1,315,279.30
Total 5100 Debt Service / Other Expenditures and Financing Uses				\$2,904,838.70

LEA : 103020753 Avonworth SD

Printed 11/15/2017 10:10:57 AM

General Fund (10)				
5110 Debt Service	<u>Elementary</u>	<u>Secondary</u>	<u>Federal</u>	<u>Total</u>
800 <u>Other Objects</u>				
830 Interest				1,572,909.00
Total Other Objects				\$1,572,909.00
900 <u>Other Uses of Funds</u>				
910 Redemption of Principal				1,315,279.30
Total Other Uses of Funds				\$1,315,279.30
Total 5110 Debt Service				\$2,888,188.30

LEA : 103020753 Avonworth SD

Printed 11/15/2017 10:10:57 AM

General Fund (10)

5130 Refund of Prior Year Revenues / Receipts	<u>Elementary</u>	<u>Secondary</u>	<u>Federal</u>	<u>Total</u>
800 <u>Other Objects</u>				
880 Refunds of Prior Years' Receipts				16,650.40
Total Other Objects				\$16,650.40
Total 5130 Refund of Prior Year Revenues / Receipts				\$16,650.40

LEA : 103020753 Avonworth SD

Printed 11/15/2017 10:10:57 AM

General Fund (10)

5200 Interfund Transfers – Out	<u>Elementary</u>	<u>Secondary</u>	<u>Federal</u>	<u>Total</u>
900 <u>Other Uses of Funds</u>				
930 Fund Transfers				1,759.00
Total Other Uses of Funds				\$1,759.00
Total 5200 Interfund Transfers – Out				\$1,759.00

LEA : 103020753 Avonworth SD

Printed 11/15/2017 10:10:57 AM

General Fund (10)

5250 Enterprise Fund Transfers	<u>Elementary</u>	<u>Secondary</u>	<u>Federal</u>	<u>Total</u>
900 <u>Other Uses of Funds</u>				
930 Fund Transfers				1,759.00
Total Other Uses of Funds				\$1,759.00
Total 5250 Enterprise Fund Transfers				\$1,759.00

LEA : 103020753 Avonworth SD

Printed 11/15/2017 10:10:52 AM

Other Capital Projects Fund (39)

		<u>Total</u>
1000 Instruction		
400 <u>Purchased Property Services</u>		
450 Construction Services		451,051.00
Total Purchased Property Services		\$451,051.00
Total 1000 Instruction		\$451,051.00

LEA : 103020753 Avonworth SD

Printed 11/15/2017 10:10:52 AM

Other Capital Projects Fund (39)

1100 Regular Programs – Elementary / Secondary

	<u>Elementary</u>	<u>Secondary</u>	<u>Federal</u>	<u>Total</u>
400 <u>Purchased Property Services</u>				
450 Construction Services		451,051.00		451,051.00
Total Purchased Property Services		\$451,051.00		\$451,051.00
Total 1100 Regular Programs – Elementary / Secondary		\$451,051.00		\$451,051.00

LEA : 103020753 Avonworth SD

Printed 11/15/2017 10:10:52 AM

Other Capital Projects Fund (39)

1110 Regular Programs

400 Purchased Property Services

	<u>Elementary</u>	<u>Secondary</u>	<u>Federal</u>	<u>Total</u>
450 Construction Services		451,051.00		451,051.00
Total Purchased Property Services		\$451,051.00		\$451,051.00
Total 1110 Regular Programs		\$451,051.00		\$451,051.00

LEA : 103020753 Avonworth SD

Printed 11/15/2017 10:10:59 AM

	<u>General Fund(10)</u>	<u>Public Purpose Trust(27)</u>	<u>Other Compt Approved (28)</u>	<u>Athletic / Activity(29)</u>	<u>Capital Reserve (690. 1850)(31)</u>
1000 <u>Instruction</u>					
1100 Regular Programs - Elementary / Secondary	12,130,641.58				
1200 Special Programs - Elementary / Secondary	4,027,954.63				
1300 Vocational Education	271,861.45				
1400 Other Instructional Programs - Elementary / Secondary	49,003.88				
Total Instruction	\$16,479,461.54				
2000 <u>Support Services</u>					
2100 Support Services - Students	1,172,093.69				
2200 Support Services - Instructional Staff	459,399.39				
2300 Support Services - Administration	1,893,181.19				
2400 Support Services - Pupil Health	237,228.76				
2500 Support Services - Business	348,018.70				
2600 Operation and Maintenance of Plant Services	1,967,270.44				
2700 Student Transportation Services	1,745,525.34				
2800 Support Services - Central	565,150.06				
2900 Other Support Services	61,483.21				
Total Support Services	\$8,449,350.78				
3000 <u>Operation of Non-Instructional Services</u>					
3200 Student Activities	953,687.05				
3300 Community Services	11,991.30				
Total Operation of Non-Instructional Services	\$965,678.35				
5000 <u>Other Expenditures and Financing Uses</u>					
5100 Debt Service / Other Expenditures and Financing Uses	2,904,838.70				
5200 Interfund Transfers - Out	1,759.00				
Total Other Expenditures and Financing Uses	\$2,906,597.70				
TOTAL ACTUAL EXPENDITURES & OTHER FINANCING USES	\$28,801,088.37				

LEA : 103020753 Avonworth SD

Printed 11/15/2017 10:10:59 AM

	<u>Capital Reserve (1431)(32)</u>	<u>Other Capital Projects Fund(39)</u>	<u>Debt Service(40)</u>	<u>Permanent(90)</u>	<u>Total</u>
1000 <u>Instruction</u>					
1100 Regular Programs - Elementary / Secondary		451,051.00			12,581,692.58
1200 Special Programs - Elementary / Secondary					4,027,954.63
1300 Vocational Education					271,861.45
1400 Other Instructional Programs - Elementary / Secondary					49,003.88
Total Instruction		\$451,051.00			\$16,930,512.54
2000 <u>Support Services</u>					
2100 Support Services - Students					1,172,093.69
2200 Support Services - Instructional Staff					459,399.39
2300 Support Services - Administration					1,893,181.19
2400 Support Services - Pupil Health					237,228.76
2500 Support Services - Business					348,018.70
2600 Operation and Maintenance of Plant Services					1,967,270.44
2700 Student Transportation Services					1,745,525.34
2800 Support Services - Central					565,150.06
2900 Other Support Services					61,483.21
Total Support Services					\$8,449,350.78
3000 <u>Operation of Non-Instructional Services</u>					
3200 Student Activities					953,687.05
3300 Community Services					11,991.30
Total Operation of Non-Instructional Services					\$965,678.35
5000 <u>Other Expenditures and Financing Uses</u>					
5100 Debt Service / Other Expenditures and Financing Uses					2,904,838.70
5200 Interfund Transfers - Out					1,759.00
Total Other Expenditures and Financing Uses					\$2,906,597.70
TOTAL ACTUAL EXPENDITURES & OTHER FINANCING USES		\$451,051.00			\$29,252,139.37

LEA : 103020753 Avonworth SD

Printed 11/15/2017 10:11:03 AM

PSERS Salary Data (Salary Data should relate to the General Fund only)

Amount	Description	Amount
	Total Salary Base for salaries subject to PSERS withholding	12,300,438.58
	Total Federally Funded salaries subject to PSERS withholding	175,341.24

Title I Expenditure Data

Amount	Description	Amount
	Expenditures Funded with Current Title I Funds	119,705.00
	Expenditures Funded with Carry over Title I Funds	
Total	Title I Expenditure Data	\$119,705.00

Title I ARRA Amount

Amount	Description	Amount
	Portion of Total Title I Expenditures funded with ARRA Title I	

Benefits for Staff Relative to Collective Bargaining Agreements

	OBJECT	COVERED	NOT COVERED	TOTAL
10 General Fund	No Self Insurance data to report			
	211 Medical Insurance	1,883,716.22	200,588.47	2,084,304.69
	212 Dental Insurance	119,886.24	12,575.94	132,462.18
	215 Eye Care Insurance	16,880.92	1,208.88	18,089.80
	216 Prescription Insurance			
	271 Self-Insurance Medical Benefits			
	272 Self-Insurance Dental Benefits			
	275 Self-Insurance Eye Care Benefits			
	276 Self-Insurance Prescription Benefits			
	FUND TOTAL	\$2,020,483.38	\$214,373.29	\$2,234,856.67
50 Enterprise Fund	No Self Insurance data to report			
	211 Medical Insurance	8,269.68	16,889.52	25,159.20
	212 Dental Insurance	314.52	1,034.16	1,348.68
	215 Eye Care Insurance	57.48	140.40	197.88
	216 Prescription Insurance			
	271 Self-Insurance Medical Benefits			
	272 Self-Insurance Dental Benefits			
	275 Self-Insurance Eye Care Benefits			
	276 Self-Insurance Prescription Benefits			
	FUND TOTAL	\$8,641.68	\$18,064.08	\$26,705.76
60 Internal Service Fund	No Self Insurance data to report			
	211 Medical Insurance			
	212 Dental Insurance			
	215 Eye Care Insurance			
	216 Prescription Insurance			
	271 Self-Insurance Medical Benefits			
	272 Self-Insurance Dental Benefits			
	275 Self-Insurance Eye Care Benefits			
	276 Self-Insurance Prescription Benefits			
	FUND TOTAL			
Total of All Funds		\$2,029,125.06	\$232,437.37	\$2,261,562.43

LEA : 103020753 Avonworth SD

Printed 11/15/2017 10:11:04 AM

Function	Special Education (Prior Year)	Nonspecial Education (Prior Year)	Total (Prior Year)	Special Education (Current Year)	Nonspecial Education (Current Year)	Total (Current Year)
2120 Guidance Services	90,509.66	663,737.50	754,247.16	105,682.98	707,263.02	812,946.00
2140 Psychological Services	10,828.42	79,408.43	90,236.85	14,528.00	148,991.20	163,519.20
2150 Speech Pathology and Audiology Services						
2160 Social Work Services						
2260 Instruction and Curriculum Development Services	1,112.46	8,158.01	9,270.47			
2350 Legal and Accounting Services	8,755.06	64,203.81	72,958.87	8,898.24	59,549.75	68,447.99
2420 Medical Services	55.00	796.87	851.87	74.85	28,270.17	28,345.02
2440 Nursing Services	26,775.95	196,356.97	223,132.92	27,154.88	18,172.85	45,327.73
2700 Student Transportation Services	273,813.22	1,161,875.33	1,435,688.55	343,543.20	1,401,982.14	1,745,525.34
Total	\$411,849.77	\$2,174,536.92	\$2,586,386.69	\$499,882.15	\$2,364,229.13	\$2,864,111.28

LEA : 103020753 Avonworth SD

Printed 11/15/2017 10:11:05 AM

	(PRINCIPAL AMOUNTS ONLY)							
<u>GOVERNMENTAL FUNDS/ ACTIVITIES</u>	Short-Term Borrowing	General Obligation Bonds/Notes	Authority Building Obligations	Other Long-Term Debt	Other Post- Employment Benefits (OPEB)	Compensated Absences	Net Pension Liability	Total
1. Debt at Beginning of Fiscal Year		37,450,024.00		609,016.00	1,006,775.00	371,790.00	38,556,500.00	77,994,105.00
2. Additional Debt Incurred During Year				547,043.00	562,864.00		5,332,380.00	6,442,287.00
3. Retirements and Repayments		1,314,414.00		620,785.00		52,605.00		1,987,804.00
4. Debt at End of Fiscal Year		36,135,610.00		535,274.00	1,569,639.00	319,185.00	43,888,880.00	82,448,588.00
5. Accreted Interest at End Of Fiscal Year		1,284,627.00						1,284,627.00
6. Total Debt and Accreted Interest		37,420,237.00		535,274.00	1,569,639.00	319,185.00	43,888,880.00	83,733,215.00
7. Current Portion P&I - Due within 1 year		2,913,616.00		66,643.00				2,980,259.00
8. Interest Paid during current fiscal year		1,557,972.00		14,937.00				1,572,909.00

(PRINCIPAL AMOUNTS ONLY)								
<u>PROPRIETARY FUNDS</u>	Short-Term Borrowing	General Obligation Bonds/Notes	Authority Building Obligations	Other Long-Term Debt	Other Post- Employment Benefits (OPEB)	Compensated Absences	Net Pension Liability	Total
1. Debt at Beginning of Fiscal Year							643,500.00	643,500.00
2. Additional Debt Incurred During Year							118,620.00	118,620.00
3. Retirements and Repayments								
4. Debt at End of Fiscal Year							762,120.00	762,120.00
5. Accreted Interest at End Of Fiscal Year								
6. Total Debt and Accreted Interest							762,120.00	762,120.00
7. Current Portion P&I - Due within 1 year								
8. Interest Paid during current fiscal year								

LEA : 103020753 Avonworth SD

Printed 11/15/2017 10:11:05 AM

Total Principal and Interest Payments Made by Your School - All Funds

Function	Fund		Principal (910)	Principal (920)	Interest (830)	Total (Principal +Interest)	Misc Other Uses (990)
5110	10	General Fund	1,315,279.30		1,572,909.00	2,888,188.30	
5110	20	Special Revenue Funds					
5110	30	Capital Projects Funds					
5110	40	Debt Service Fund					
5110	90	Permanent Fund					
5120	10	General Fund					
5120	20	Special Revenue Funds					
5120	30	Capital Projects Funds					
5120	40	Debt Service Fund					
Total Debt Payments - Governmental Funds			\$1,315,279.30		\$1,572,909.00	\$2,888,188.30	

Function	Fund		Principal (910)	Principal (920)	Interest (830)	Total (Principal +Interest)
5110	50	Enterprise Fund				
5110	60	Internal Service Fund				
5120	50	Enterprise Fund				
5120	60	Internal Service Fund				
Total Debt Payments - Proprietary Funds						

LEA : 103020753 Avonworth SD

Printed 11/15/2017 10:11:05 AM

Debt Details
Governmental Funds/ Activities

Debt Category	Debt Issue Date (MM/YYYY)	Principal Amounts Only				Current Portion Due Within One Year (Principal and Interest)	Interest Paid During Fiscal Year
		Debt at Beginning of Fiscal Year	Additions	Reductions / Repayments	Debt at End of Fiscal Year		
General Obligation Bonds/Notes – CIB	06/2015	9,925,000.00		35,000.00	9,890,000.00	326,925.00	292,625.00
General Obligation Bonds/Notes – CIB	06/2015	5,430,000.00		175,000.00	5,255,000.00	305,225.00	123,725.00
General Obligation Bonds/Notes – CIB	06/2015	2,700,000.00		455,000.00	2,245,000.00	504,585.00	63,680.00
General Obligation Bonds/Notes – CIB	08/2014	5,095,000.00		70,000.00	5,025,000.00	299,613.00	181,012.00
General Obligation Bonds/Notes – CIB	10/2013	9,235,000.00		20,000.00	9,215,000.00	420,268.00	400,594.00
General Obligation Bonds/Notes – CIB	03/2011	4,115,000.00		375,000.00	3,740,000.00	582,000.00	205,750.00
General Obligation Bonds/Notes – CAB	08/1999	950,024.00		184,414.00	765,610.00	475,000.00	290,586.00
Extended Term Financing Agreements		568,533.00	547,043.00	606,509.00	509,067.00	51,391.00	13,411.00
Other Long Term Debt/Liabilities		40,483.00		14,276.00	26,207.00	15,252.00	1,526.00
Compensated Absences		371,790.00		52,605.00	319,185.00		
Other Post-Employment Benefits (OPEB)		1,006,775.00	562,864.00		1,569,639.00		
Net Pension Liability		38,556,500.00	5,332,380.00		43,888,880.00		
Totals for Debt Entered:		\$77,994,105.00	\$6,442,287.00	\$1,987,804.00	\$82,448,588.00	\$2,980,259.00	\$1,572,909.00

Bond Details
Proprietary Funds

Debt Category	Debt Issue Date (MM/YYYY)	Principal Amounts Only				Current Portion Due Within One Year (Principal and Interest)	Interest Paid During Fiscal Year
		Debt at Beginning of Fiscal Year	Additions	Reductions / Repayments	Debt at End of Fiscal Year		
Net Pension Liability		643,500.00	118,620.00		762,120.00		
Totals for Debt Entered:		\$643,500.00	\$118,620.00		\$762,120.00		

LEA : 103020753 Avonworth SD

Printed 11/15/2017 10:11:05 AM

Accreted Interest Detail
Governmental Funds/ Activities

Debt Category	Debt Issue Date (MM/YYYY)	Beginning Accreted Interest	Additions	Reductions	Ending Accreted Interest	Ending bond Principal	Ending Principal Plus Accreted Interest
General Obligation Bonds/Notes – CAB	08/1999	1,436,216.00	138,997.00	290,586.00	1,284,627.00	765,610.00	2,050,237.00
Totals for Debt Entered:		\$1,436,216.00	\$138,997.00	\$290,586.00	\$1,284,627.00	\$765,610.00	\$2,050,237.00

LEA : 103020753 Avonworth SD

Printed 11/15/2017 10:11:06 AM

General Fund (10)

Section 1: Tuition/Purchased Services as Reported within Expenditure Detail	Amount
Tuition Reported in General Fund Expenditures 1000-560	1,121,987.37
Purchased Services in General Fund Expenditures 1000-594 and 1000-597	272.74
Section 1 Total	\$1,122,260.11

Section 2: Tuition Paid to Institution Types During Fiscal Year	Tuition Paid For Nonspecial Education	Tuition Paid For Special Education	Total
1 1306 Institutions			
2 Institutionalized Children's Programs		72,453.00	72,453.00
3 Juveniles Incarcerated in Adult Facilities			
4 Residential Treatment Facilities			
5 Other Local Education Agencies	24,275.14		24,275.14
6 Brick and Mortar Charter Schools	69,012.00		69,012.00
7 Cyber Charter Schools	235,392.38	50,890.82	286,283.20
8 Career and Technology Centers	257,776.43		257,776.43
9 Approved Private Schools		114,745.92	114,745.92
10 PA Chartered Schools for the Deaf and Blind			
11 Private Residential Rehabilitative Institutions			
12 Juvenile Detention Centers			
13 Special Program Jointures			
14 Other Tuition Not Included Elsewhere In This Section		297,714.42	297,714.42
Section 2 Total	\$586,455.95	\$535,804.16	\$1,122,260.11

LEA : 103020753 Avonworth SD

Printed 11/15/2017 10:11:07 AM

Food Service / Cafeteria Operations Fund (51)

3000 Operation of Non-Instructional Services		<u>Total</u>
100 <u>Personnel Services – Salaries</u>		
100 Personnel Services – Salaries	224,365.00	
Total Personnel Services – Salaries		\$224,365.00
200 <u>Personnel Services – Employee Benefits</u>		
210 Group Insurance – Contracted Provider	27,029.37	
220 Social Security Contributions	17,260.40	
230 PSERS Retirement Contributions	111,757.61	
Total Personnel Services – Employee Benefits		\$156,047.38
400 <u>Purchased Property Services</u>		
430 Repairs and Maintenance Services	257.59	
Total Purchased Property Services		\$257.59
500 <u>Other Purchased Services</u>		
580 Travel	111.72	
Total Other Purchased Services		\$111.72
600 <u>Supplies</u>		
610 General Supplies	6,236.13	
630 Food	272,293.87	
Total Supplies		\$278,530.00
700 <u>Property</u>		
740 Depreciation	1,333.00	
Total Property		\$1,333.00
800 <u>Other Objects</u>		
810 Dues and Fees	462.00	
Total Other Objects		\$462.00
Total 3000 Operation of Non-Instructional Services		\$661,106.69

LEA : 103020753 Avonworth SD

Printed 11/15/2017 10:11:07 AM

Food Service / Cafeteria Operations Fund (51)

3100 Food Services	<u>Elementary</u>	<u>Secondary</u>	<u>Federal</u>	<u>Total</u>
100 <u>Personnel Services – Salaries</u>				
100 Personnel Services – Salaries				224,365.00
Total Personnel Services – Salaries				\$224,365.00
200 <u>Personnel Services – Employee Benefits</u>				
210 Group Insurance – Contracted Provider				27,029.37
220 Social Security Contributions				17,260.40
230 PSERS Retirement Contributions				111,757.61
Total Personnel Services – Employee Benefits				\$156,047.38
400 <u>Purchased Property Services</u>				
430 Repairs and Maintenance Services				257.59
Total Purchased Property Services				\$257.59
500 <u>Other Purchased Services</u>				
580 Travel				111.72
Total Other Purchased Services				\$111.72
600 <u>Supplies</u>				
610 General Supplies				6,236.13
630 Food				272,293.87
Total Supplies				\$278,530.00
700 <u>Property</u>				
740 Depreciation				1,333.00
Total Property				\$1,333.00
800 <u>Other Objects</u>				
810 Dues and Fees				462.00
Total Other Objects				\$462.00
Total 3100 Food Services				\$661,106.69

	<u>Food Service(51)</u>	<u>Child Care Operations(52)</u>	<u>Other Enterprise(58)</u>	<u>Internal Service(60)</u>	<u>Total</u>
3000 <u>Operation of Non-Instructional Services</u>					
3100 Food Services	661,106.69				661,106.69
Total Operation of Non-Instructional Services	\$661,106.69				\$661,106.69
TOTAL ACTUAL EXPENDITURES & OTHER FINANCING USES	\$661,106.69				\$661,106.69