

LEA Name : Ambridge Area SD
Address : 901 Duss Avenue
Ambridge, PA 15003

County : Beaver
AUN Number : 127040703
LEA Type : SD

~~REVISED SUBMISSION~~

Annual Financial Report
Accuracy Certification Statement

For Fiscal Year Ending
6/30/2017

Pennsylvania Department of Education
&

Office of Comptroller Operations

PDE-2056: Intermediate Unit

PDE-2057: School District, AVTS/CTC, Charter School,
and Special Program Jointure


CERTIFICATION: By signing this page I agree that the electronic data submitted is a complete and accurate statement of the financial operations and status of the local education agency for the fiscal year. It has been prepared in accordance with generally accepted accounting principles and established Commonwealth of PA reporting guidelines.



Chief School Administrator Signature

11-28-17

Date



Board Secretary Signature

11/28/17

Date

L Douglas McCausland

Contact Person

dmccausland@ambridge.k12.pa.us

Contact Person E-mail Address

(724)266-2833

Ext :2240

Contact Person Telephone Number

(724)266-8459

Contact Person Fax Number

Audit Certification
Annual Financial Report:
For Fiscal Year Ending 6/30/2017
(Pursuant to PA School Code Section 218(b))

LEA Name : Ambridge Area SD
AUN Number : 127040703
County : Beaver

REVISED SUBMISSION

Audit Certification Due:
12/31/2017

This certification is applicable to the Annual Financial Report data submitted
through the Consolidated Financial Reporting System on: 11/28/2017


Date

Auditing Firm: Mark C. Turnley, CPA
1000 3rd Avenue
New Brighton, PA 15066

Auditor Contact Name: Mark C. Turnley
Auditor Phone: (724) 384-1081
Auditor E-mail: mark@mcturnleycpa.com


CERTIFICATION: By signing this page I agree that the financial statements of the school have been properly audited as noted above pursuant to Article XXIV, and in the auditor's professional opinion, the Annual Financial Report (PDE-2057) submitted on the date referenced is materially consistent with the audited financial statements.

Chief School Administrator


Signature

11-28-17
Date

Board Secretary


Signature

11/28/17
Date

L Douglas McCausland

Contact Person

dmccausland@ambridge.k12.pa.us

Contact Person E-mail Address

(724)266-2833

Ext :2240

Contact Person Telephone Number

(724)266-8459

Contact Person Fax Number

<u>Val Number</u>	<u>Description</u>	<u>Justification</u>
41150	<p>Expenditure Detail - There is an entry in function 5150- 990 object "Other". Please explain what constitutes "Other".</p> <p>Expenditure 5150-990, Fund 40: \$209,272.35</p>	<p>This is the amount of the discount for the issuance of the 2017 Series A and B GOB.</p>
50281	<p>SOIN: Current Year AFR amount must equal Prior Year AFR amount.</p> <p>SOIN, Beg Bal, Other Long Term Debt: \$472,484.00 PY Ending Bal, Other Long Term Debt: \$104,252.21</p>	<p>This is the result of a lease in the prior year not being capitalized. There will be a prior period adjustment on the government wide statements. The beginning balance appropriately reflects the full lease as of 7/01/2016.</p>
50420	<p>SESS - 2150 Speech Pathology and Audiology Services: SESS Schedule amounts for Special Education vary from prior year by 40% or more. Correct the data or enter a justification.</p> <p>SESS Schedule 2150: \$2,960.38 Prior Year SESS Schedule 2150: \$270.00</p>	<p>Special needs students required additional speech services during fiscal year.</p>
50450	<p>SESS - 2350 Legal and Accounting Services: SESS Schedule amounts for Special Education vary from prior year by 40% or more. Correct the data or enter a justification.</p> <p>SESS Schedule 2350: \$32,386.38 Prior Year SESS Schedule 2350: \$14,038.90</p>	<p>Negotiations for contracts and unanticipated employment lawsuits resulted in higher legal expenditures.</p>
50470	<p>SESS - 2440 Nursing Services: SESS Schedule amounts for Special Education vary from prior year by 40% or more. Correct the data or enter a justification.</p> <p>SESS Schedule 2440: \$70,085.36 Prior Year SESS Schedule 2440: \$45,476.96</p>	<p>Special education student enrollment increase caused increase in nursing costs allocated to special education. Overall expenditures increased by only 0.5%.</p>

LEA : 127040703 Ambridge Area SD

Printed 11/28/2017 10:55:16 AM

REVISED SUBMISSION

Amounts Expressed in Whole Dollars		<u>General Fund</u> <u>(10)</u>	<u>Public Purpose Trust</u> <u>(27)</u>	<u>Other Compt Approved</u> <u>(28)</u>	<u>Athletic / Activity</u> <u>(29)</u>	<u>Capital Reserve (690.</u> <u>1850)</u> <u>(31)</u>
Assets And Deferred Outflows Of Resources						
Assets						
0100	Cash and Cash Equivalents	1,353,345				
0110	Investments	2,758,657				
0120	Taxes Receivable	2,870,191				
0130	Due From Other Funds	466,508				
0141	Due From Other Governments	1,798,082				
0142	State Revenue Receivable					
0143	Federal Revenue Receivable					
0145	Other Intergovernmental Revenue Receivable					
0146	Due from Primary Government					
0147	Due from Component Unit					
0150	Other Receivables					
0170	Inventories					
0180	Prepaid Expenses (Expenditures)	735				
0190	Other Current Assets					
Total Assets		\$9,247,518				
0910	Deferred Outflows of Resources					
Total Assets And Deferred Outflows Of Resources		\$9,247,518				

LEA : 127040703 Ambridge Area SD

Printed 11/28/2017 10:55:16 AM

REVISED SUBMISSION

Amounts Expressed in Whole Dollars		<u>Capital Reserve (1431)</u> <u>(32)</u>	<u>Other Capital Projects</u> <u>Fund</u> <u>(39)</u>	<u>Debt Service</u> <u>(40)</u>	<u>Permanent</u> <u>(90)</u>	<u>Total Governmental</u> <u>Funds</u>
Assets And Deferred Outflows Of Resources						
Assets						
0100	Cash and Cash Equivalents			20,902		1,374,247
0110	Investments		5,487,130			8,245,787
0120	Taxes Receivable					2,870,191
0130	Due From Other Funds					466,508
0141	Due From Other Governments					1,798,082
0142	State Revenue Receivable					
0143	Federal Revenue Receivable					
0145	Other Intergovernmental Revenue Receivable					
0146	Due from Primary Government					
0147	Due from Component Unit					
0150	Other Receivables					
0170	Inventories					
0180	Prepaid Expenses (Expenditures)					735
0190	Other Current Assets					
Total Assets			\$5,487,130	\$20,902		\$14,755,550
0910	Deferred Outflows of Resources					
Total Assets And Deferred Outflows Of Resources			\$5,487,130	\$20,902		\$14,755,550

LEA : 127040703 Ambridge Area SD

Printed 11/28/2017 10:55:16 AM

REVISED SUBMISSION

Amounts Expressed in Whole Dollars		<u>General Fund</u> <u>(10)</u>	<u>Public Purpose Trust</u> <u>(27)</u>	<u>Other Compt Approved</u> <u>(28)</u>	<u>Athletic / Activity</u> <u>(29)</u>	<u>Capital Reserve (690.</u> <u>1850)</u> <u>(31)</u>
Liabilities And Deferred Inflows Of Resources And Fund Balances						
Liabilities						
0400	Due to Other Funds					
0411	Due to Other Governments					
0412	Due to Primary Government					
0413	Due to Component Unit					
0420	Accounts Payable	357,106				
0430	Contracts Payable					
0440	Current Portion of Long-Term Debt					
0450	Short-Term Payables					
0461	Accrued Salaries and Benefits	1,473,538				
0462	Payroll Deductions and Withholding	1,101,743				
0480	Unearned Revenues					
0490	Other Current Liabilities					
Total Liabilities		\$2,932,387				
0950	Deferred Inflows of Resources	1,989,479				
Fund Balances						
0810	Nonspendable Fund Balance					
0820	Restricted Fund Balance					
0830	Committed Fund Balance					
0840	Assigned Fund Balance					
0850	Unassigned Fund Balance	4,325,652				
Total Fund Balances		\$4,325,652				
Total Liabilities, Deferred Inflows Of Resources And Fund Balances		\$9,247,518				

LEA : 127040703 Ambridge Area SD

Printed 11/28/2017 10:55:16 AM

REVISED SUBMISSION

Amounts Expressed in Whole Dollars		<u>Capital Reserve (1431)</u> <u>(32)</u>	<u>Other Capital Projects</u> <u>Fund</u> <u>(39)</u>	<u>Debt Service</u> <u>(40)</u>	<u>Permanent</u> <u>(90)</u>	<u>Total Governmental</u> <u>Funds</u>
Liabilities And Deferred Inflows Of Resources And Fund Balances						
Liabilities						
0400	Due to Other Funds					
0411	Due to Other Governments					
0412	Due to Primary Government					
0413	Due to Component Unit					
0420	Accounts Payable		503,967			861,073
0430	Contracts Payable		39,695			39,695
0440	Current Portion of Long-Term Debt					
0450	Short-Term Payables					
0461	Accrued Salaries and Benefits					1,473,538
0462	Payroll Deductions and Withholding					1,101,743
0480	Unearned Revenues					
0490	Other Current Liabilities					
Total Liabilities			\$543,662			\$3,476,049
0950	Deferred Inflows of Resources					1,989,479
Fund Balances						
0810	Nonspendable Fund Balance					
0820	Restricted Fund Balance					
0830	Committed Fund Balance					
0840	Assigned Fund Balance		4,943,468	20,902		4,964,370
0850	Unassigned Fund Balance					4,325,652
Total Fund Balances			\$4,943,468	\$20,902		\$9,290,022
Total Liabilities, Deferred Inflows Of Resources And Fund Balances			\$5,487,130	\$20,902		\$14,755,550

LEA : 127040703 Ambridge Area SD

Printed 11/28/2017 10:55:19 AM

REVISED SUBMISSION

Amounts Expressed in Whole Dollars		<u>General Fund</u> <u>(10)</u>	<u>Public Purpose Trust</u> <u>(27)</u>	<u>Other Compt Approved</u> <u>(28)</u>	<u>Athletic / Activity</u> <u>(29)</u>	<u>Capital Reserve (690.</u> <u>1850)</u> <u>(31)</u>
Revenues						
6000	Revenue from Local Sources	25,272,886				
7000	Revenue from State Sources	20,727,569				
8000	Revenue from Federal Sources	871,490				
Total Revenues		\$46,871,945				
Expenditures						
1000	Instruction	27,230,657				
2000	Support Services	11,801,171				
3000	Operation of Non-Instructional Services	817,349				
4000	Facilities Acquisition, Construction and Improvement Services					
5110	Debt Service	5,171,983				
5130	Refund of Prior Year Revenues / Receipts	68,291				
Total Expenditures		\$45,089,451				
Excess (Deficiency) Of Revenues Over Expenditures		\$1,782,494				
Other Financing Sources (Uses)						
9110	Face Value of Bonds Issued					
9120	Proceeds from Refunding of Bonds					
9130	Bond Premiums					
9200	Proceeds from Extended-Term Financing					
9300	Interfund Transfers - IN					
9400	Sale of or Compensation for Loss of Fixed Assets	1,269				
9710	Transfers from Component Units					
9720	Transfers from Primary Governments					
9910	Other Financing Sources Not Listed in the 9000 Series					
9990	Insurance Recoveries					
5120	Debt Service – Refunded Bonds					
5150	Bond Discounts					
5200	Interfund Transfers – Out	750,680				
5300	Transfers Out to Component Units/Primary Governments					
Total Other Financing Sources (Uses)		(\$749,411)				

LEA : 127040703 Ambridge Area SD

Printed 11/28/2017 10:55:19 AM

REVISED SUBMISSION

Amounts Expressed in Whole Dollars		<u>Capital Reserve (1431)</u> <u>(32)</u>	<u>Other Capital Projects</u> <u>Fund</u> <u>(39)</u>	<u>Debt Service</u> <u>(40)</u>	<u>Permanent</u> <u>(90)</u>	<u>Total Governmental</u> <u>Funds</u>
Revenues						
6000	Revenue from Local Sources		26,594	16		25,299,496
7000	Revenue from State Sources					20,727,569
8000	Revenue from Federal Sources					871,490
Total Revenues			\$26,594	\$16		\$46,898,555
Expenditures						
1000	Instruction					27,230,657
2000	Support Services			277,443		12,078,614
3000	Operation of Non-Instructional Services					817,349
4000	Facilities Acquisition, Construction and Improvement Services		5,170,878			5,170,878
5110	Debt Service		534,505			5,706,488
5130	Refund of Prior Year Revenues / Receipts					68,291
Total Expenditures			\$5,705,383	\$277,443		\$51,072,277
Excess (Deficiency) Of Revenues Over Expenditures			(\$5,678,789)	(\$277,427)		(\$4,173,722)
Other Financing Sources (Uses)						
9110	Face Value of Bonds Issued			5,000,000		5,000,000
9120	Proceeds from Refunding of Bonds			10,590,000		10,590,000
9130	Bond Premiums			109,802		109,802
9200	Proceeds from Extended-Term Financing					
9300	Interfund Transfers - IN		5,753,697			5,753,697
9400	Sale of or Compensation for Loss of Fixed Assets					1,269
9710	Transfers from Component Units					
9720	Transfers from Primary Governments					
9910	Other Financing Sources Not Listed in the 9000 Series					
9990	Insurance Recoveries					
5120	Debt Service – Refunded Bonds			10,189,184		10,189,184
5150	Bond Discounts			209,272		209,272
5200	Interfund Transfers – Out			5,003,017		5,753,697
5300	Transfers Out to Component Units/Primary Governments					
Total Other Financing Sources (Uses)			\$5,753,697	\$298,329		\$5,302,615

Amounts Expressed in Whole Dollars		<u>General Fund</u> <u>(10)</u>	<u>Public Purpose Trust</u> <u>(27)</u>	<u>Other Compt Approved</u> <u>(28)</u>	<u>Athletic / Activity</u> <u>(29)</u>	<u>Capital Reserve</u> <u>(690.</u> <u>1850)</u> <u>(31)</u>
Special And Extraordinary Items						
9920	Special Items – Gains					
9930	Extraordinary Items – Gains					
5520	Special Items – Losses					
5530	Extraordinary Items – Losses					
Net Change In Fund Balances		\$1,033,083				
Fund Balance						
0001	Fund Balance - Beginning of Fiscal Year	3,292,568				
Fund Balance - End Of Year		\$4,325,651				

Amounts Expressed in Whole Dollars		<u>Capital Reserve (1431)</u> <u>(32)</u>	<u>Other Capital Projects</u> <u>Fund</u> <u>(39)</u>	<u>Debt Service</u> <u>(40)</u>	<u>Permanent</u> <u>(90)</u>	<u>Total Governmental</u> <u>Funds</u>
Special And Extraordinary Items						
9920	Special Items – Gains					
9930	Extraordinary Items – Gains					
5520	Special Items – Losses					
5530	Extraordinary Items – Losses					
Net Change In Fund Balances			\$74,908	\$20,902		\$1,128,893
Fund Balance						
0001	Fund Balance - Beginning of Fiscal Year		4,868,560			8,161,128
Fund Balance - End Of Year			\$4,943,468	\$20,902		\$9,290,021

LEA : 127040703 Ambridge Area SD

Printed 11/28/2017 10:55:19 AM

REVISED SUBMISSION

Amounts Expressed in Whole Dollars	<u>Food Service</u> (51)	<u>Child Care</u> <u>Operations</u> (52)	<u>Other Enterprise</u> (58)	<u>TOTAL</u>	<u>Internal Service</u> (60)
Assets And Deferred Outflows Of Resources					
Current Assets					
0100 Cash and Cash Equivalents	310,139			310,139	
0110 Investments					
0130 Due From Other Funds					
0141 Due From Other Governments					
0142 State Revenue Receivable	8,206			8,206	
0143 Federal Revenue Receivable	159,530			159,530	
0146 Due from Primary Government					
0147 Due from Component Unit					
0150 Other Receivables	1,208			1,208	
0170 Inventories	22,204			22,204	
0180 Prepaid Expenses (Expenditures)					
0190 Other Current Assets					
Total Current Assets	\$501,287			\$501,287	
Noncurrent Assets					
0211 Land					
0212 Site Improvements (Net)					
0220 Buildings and Building Improvements (Net)					
0230 Machinery, Equipment and Furniture (Net)	101,153			101,153	
0250 Construction in Progress					
0260 Long Term Prepayments					
0290 Other Noncurrent Assets					
Total Noncurrent Assets	\$101,153			\$101,153	
0910 Deferred Outflows of Resources					
Total Assets And Deferred Outflows Of Resources	\$602,440			\$602,440	

LEA : 127040703 Ambridge Area SD

Printed 11/28/2017 10:55:19 AM

REVISED SUBMISSION

Amounts Expressed in Whole Dollars	<u>Food Service</u> <u>(51)</u>	<u>Child Care</u> <u>Operations</u> <u>(52)</u>	<u>Other Enterprise</u> <u>(58)</u>	<u>TOTAL</u>	<u>Internal Service</u> <u>(60)</u>
Liabilities And Deferred Inflows Of Resources And Net Position					
Current Liabilities					
0400 Due to Other Funds	466,508			466,508	
0411 Due to Other Governments					
0413 Due to Component Unit					
0420 Accounts Payable	15,574			15,574	
0430 Contracts Payable					
0440 Current Portion of Long-Term Debt					
0450 Short-Term Payables					
0461 Accrued Salaries and Benefits					
0462 Payroll Deductions and Withholding					
0480 Unearned Revenues	9,940			9,940	
0490 Other Current Liabilities					
Total Current Liabilities	\$492,022			\$492,022	
Noncurrent Liabilities					
0510 Bonds Payable					
0520 Extended-Term Financing Agreements Payable					
0530 Lease-Purchase Obligations					
0540 Accumulated Compensated Absences	10,787			10,787	
0550 Authority Lease Obligations					
0560 Other Post-Employment Benefits (OPEB)					
0570 Net Pension Liability					
0599 Other Noncurrent Liabilities					
Total Noncurrent Liabilities	\$10,787			\$10,787	
Total Liabilities	\$502,809			\$502,809	
0950 Deferred Inflows of Resources					
Net Position					
0791 Net Investment in Capital Assets	101,153			101,153	
0008 Restricted Net Position (0792 – 0798)					
0799 Unrestricted Net Position	(1,522)			(1,522)	
Total Net Position	\$99,631			\$99,631	
Total Liabilities And Deferred Inflows Of Resources And Net Position	\$602,440			\$602,440	

Amounts Expressed in Whole Dollars	Food Service (51)	Child Care Operations (52)	Other Enterprise (58)	TOTAL	Internal Service (60)
Operating Revenues					
6600 Food Service Revenue	391,346			391,346	
0071 Charges for Services					
0072 Other Operating Revenue					
Total Operating Revenues	\$391,346			\$391,346	
Operating Expenses					
100 Personnel Services – Salaries	542,951			542,951	
200 Personnel Services – Employee Benefits	201,018			201,018	
300 Purchased Professional and Technical Services					
400 Purchased Property Services	10,923			10,923	
500 Other Purchased Services	180			180	
600 Supplies	745,798			745,798	
740 Depreciation	10,964			10,964	
810 Dues and Fees	1,541			1,541	
890 Miscellaneous Expenditures	20,593			20,593	
Total Operating Expenses	\$1,533,968			\$1,533,968	
Operating Income (Loss)	(\$1,142,622)			(\$1,142,622)	
Non Operating Revenues (Expenses)					
6500 Earnings on Investments	163			163	
6920 Contributions and Donations from Private Sources					
6930 Gains or Losses on Sale of Fixed Assets					
6991 Refunds of a Prior Year Expenditure					
7000 Revenue from State Sources	46,088			46,088	
8000 Revenue from Federal Sources	994,048			994,048	
820 Claims and Judgments Against the LEA					
830 Interest					
TOTAL Non Operating Revenues (Expenses)	\$1,040,299			\$1,040,299	
Income (Loss) Before Contributions And Transfers	(\$102,323)			(\$102,323)	

Amounts Expressed in Whole Dollars	<u>Food Service</u> <u>(51)</u>	<u>Child Care Operations</u> <u>(52)</u>	<u>Other Enterprise</u> <u>(58)</u>	<u>TOTAL</u>	<u>Internal Service</u> <u>(60)</u>
Contributions, Transfers, and Special and Extraordinary Items					
5200 Interfund Transfers – Out					
5300 Transfers Out to Component Units/Primary Governments					
5520 Special Items – Losses					
5530 Extraordinary Items – Losses					
9300 Interfund Transfers - IN					
9500 Capital Contributions					
9700 Transfers IN From Component Units/Primary Governments					
9920 Special Items – Gains					
9930 Extraordinary Items – Gains					
Change In Net Position	(\$102,323)			(\$102,323)	
0002 Net Position - Beginning of Fiscal Year	222,117			222,117	
0003 Accounting Changes / Residual Equity Transfers	(20,163)			(20,163)	
Net Position - End Of Year	\$99,631			\$99,631	

LEA : 127040703 Ambridge Area SD

Printed 11/28/2017 10:55:23 AM

REVISED SUBMISSION

Amounts Expressed in Whole Dollars	Food Service (51)	Child Care Operations (52)	Other Enterprise (58)	TOTAL	Internal Service(60)
Cash Flows From Operating Activities					
0011 Cash Receipts From Users	391,154			391,154	
0012 Cash Receipts From Assessments Made to Other Funds					
0013 Cash Receipts From Earnings on Investments					
0014 Cash Receipts From Other Operating Revenue					
0015 Cash Payments To Employees For Services	753,343			753,343	
0016 Cash Payments For Insurance Claims					
0017 Cash Payments To Suppliers For Goods and Services	680,947			680,947	
0018 Cash Payments For Other Operating Expenses					
Net Cash Provided By (Used For) Operating Activities	(\$1,043,136)			(\$1,043,136)	
Cash Flows From Non-Capital Financing Activities					
0021 Receipts From Local Sources - 6000					
0022 Receipts From State Sources - 7000	43,119			43,119	
0023 Receipts From Federal Sources -8000	838,970			838,970	
0024 Notes and Loans Received (Repaid)					
0025 Interest Paid on Notes/Loans - 5100-830					
0026 Operating Transfers In (Out)/Residual Equity Trans	342,478			342,478	
0027 Operating Transfers In (Out) Primary Government / Comp Unit					
0028 Receipts From Refund of Prior Year Expenditures - 6991					
0029 Special and Extraordinary Gains (losses)					
Net Cash Prov By (Used for) Non-Capital Financing Activities	\$1,224,567			\$1,224,567	
Cash Flows From Capital and Related Financing Activities					
0031 Payments For Fac Acq, Const, and Imp - 4000	(54,660)			(54,660)	
0032 Gain / (Loss) on Sale of Fixed Assets - 6930					
0033 Proceeds From Extended Term Financing - 9200					
0034 Principal Paid on Financing Agreements					
0035 Interest Paid on Financing Agreements - 5100-830					
0036 (Inc) Dec in Contributed Capital					
Net Cash Prov By (Used for) Capital and Related Financing Activities	(\$54,660)			(\$54,660)	
Cash Flows From Investing Activities					
0041 Earnings on Investments - 6500	163			163	
0042 Purchase of Inv Securities / Deposits to Inv Pools					
0043 Receipts From Investment Pool Withdrawals					
0044 Proceeds from Sale and Maturity of Inv Securities					
0045 Loans Received (Paid)					
Net Cash Prov By (Used for) Investing Activities	\$163			\$163	

LEA : 127040703 Ambridge Area SD

Printed 11/28/2017 10:55:23 AM

REVISED SUBMISSION

	<u>Food Service</u> <u>(51)</u>	<u>Child Care Operations</u> <u>(52)</u>	<u>Other Enterprise</u> <u>(58)</u>	<u>TOTAL</u>	<u>Internal Service</u> <u>(60)</u>
Net Increase (Decrease) in Cash Flows	126,934			126,934	
0004 Cash and Cash Equivalents Beginning of Year	183,205			183,205	
Cash and Cash Equivalents at Year End	\$310,139			\$310,139	
<hr/>					
Reconciliation of Operating Income (Loss) To Net Cash Provided by (Used For) Operating Activities					
0005 Operating Income (Loss) per REP	(1,142,622)			(1,142,622)	
Adjustments					
0051 Depreciation and Net Amortization	10,964			10,964	
0052 Provision for Uncollectible Accounts					
0053 Other Adjustments					
Effect of Changes in Assets, Liabilities, Deferred Outflows and Deferred Inflows					
0054 (Inc) Dec In Accounts Receivable (0120-0150)	218			218	
0055 Advances to Other Funds (0160)					
0056 (Inc) Dec in Inventories (0170)	(350)			(350)	
0057 (Inc) Dec in Prepaid Expenses (0180)					
0058 (Inc) Dec in Other Current or Noncurrent Assets	91,324			91,324	
0064 Deferred Outflows (0910)					
0059 Inc (Dec) in Accounts Payable (0400-0450)	7,873			7,873	
0060 Inc (Dec) in Accrued Salaries/Benefits (0461)					
0065 Inc (Dec) in Net Pension Liabilities (0570)					
0066 Inc (Dec) in Other Postemp Benefit Oblig (0560)					
0061 Inc (Dec) in Payroll Deductions/Withholding (0462)					
0062 Inc (Dec) in Unearned Revenue (0480)	(1,168)			(1,168)	
0063 Inc (Dec) in Other Current or Noncurrent Liabilities	(9,375)			(9,375)	
0067 Deferred Inflows (0950)					
Total Adjustments	\$99,486			\$99,486	
Cash Provided By (Used for) Total	(\$1,043,136)			(\$1,043,136)	

COMBINED STATEMENT OF CASH FLOWS
SCHEDULE OF NONCASH INVESTING, CAPITAL, AND FINANCING ACTIVITIES

Explanation of Transaction and Balance Sheet Effect	Amount
During the year, the District received \$91,324 of food commodities from the US Dept of Agriculture	91,324
Total	\$91,324

LEA : 127040703 Ambridge Area SD

Printed 11/28/2017 10:55:23 AM

REVISED SUBMISSION

Amounts Expressed in Whole Dollars

Private Purpose Trust
(71)

Investment Trust
(72)

Pension Trust
(73)

Activity
(81)

Assets And Deferred Outflows Of Resources

Assets

0100	Cash and Cash Equivalents				118,753
0110	Investments				
0130	Due From Other Funds				
0147	Due from Component Unit				
0150	Other Receivables				
0170	Inventories				
0180	Prepaid Expenses (Expenditures)				
0190	Other Current Assets				
0220	Buildings and Building Improvements (Net)				
0230	Machinery, Equipment and Furniture (Net)				
Total Assets					\$118,753
0910	Deferred Outflows of Resources				
Total Assets And Deferred Outflows Of Resources					\$118,753

LEA : 127040703 Ambridge Area SD

Printed 11/28/2017 10:55:23 AM

REVISED SUBMISSION

Amounts Expressed in Whole Dollars

Assets And Deferred Outflows Of Resources

	<u>Other Agency</u> <u>(89)</u>	<u>Discrete Component Units</u> <u>(98)</u>	<u>Discrete Component Units</u> <u>(99)</u>	<u>Total Fiduciary Funds</u>
Assets				
0100 Cash and Cash Equivalents	18,738			137,491
0110 Investments				
0130 Due From Other Funds				
0147 Due from Component Unit				
0150 Other Receivables				
0170 Inventories				
0180 Prepaid Expenses (Expenditures)				
0190 Other Current Assets				
0220 Buildings and Building Improvements (Net)				
0230 Machinery, Equipment and Furniture (Net)				
Total Assets	\$18,738			\$137,491
0910 Deferred Outflows of Resources				
Total Assets And Deferred Outflows Of Resources	\$18,738			\$137,491

LEA : 127040703 Ambridge Area SD

Printed 11/28/2017 10:55:23 AM

REVISED SUBMISSION

Amounts Expressed in Whole Dollars

<u>Private Purpose Trust</u>	<u>Investment Trust</u>	<u>Pension Trust</u>	<u>Activity</u>
(71)	(72)	(73)	(81)

Liabilities, Deferred Inflows Of Resources And Net Position

Liabilities

0400	Due to Other Funds				
0411	Due to Other Governments				
0412	Due to Primary Government				
0413	Due to Component Unit				
0420	Accounts Payable				
0430	Contracts Payable				
0450	Short-Term Payables				
0461	Accrued Salaries and Benefits				
0462	Payroll Deductions and Withholding				
0480	Unearned Revenues				
0490	Other Current Liabilities				118,753

Total Liabilities					\$118,753
--------------------------	--	--	--	--	------------------

0950 Deferred Inflows of Resources

Net Position

0791	Net Investment in Capital Assets
0009	Restricted Net Position (0792 – 0798)
0799	Unrestricted Net Position

Total Net Position					
---------------------------	--	--	--	--	--

Total Liabilities, Deferred Inflows Of Resources And Net Position					\$118,753
--	--	--	--	--	------------------

LEA : 127040703 Ambridge Area SD

Printed 11/28/2017 10:55:23 AM

REVISED SUBMISSION

Amounts Expressed in Whole Dollars

	<u>Other Agency</u> <u>(89)</u>	<u>Discrete Component Units</u> <u>(98)</u>	<u>Discrete Component Units</u> <u>(99)</u>	<u>Total Fiduciary Funds</u>
Liabilities, Deferred Inflows Of Resources And Net Position				
Liabilities				
0400 Due to Other Funds				
0411 Due to Other Governments				
0412 Due to Primary Government				
0413 Due to Component Unit				
0420 Accounts Payable				
0430 Contracts Payable				
0450 Short-Term Payables				
0461 Accrued Salaries and Benefits				
0462 Payroll Deductions and Withholding				
0480 Unearned Revenues				
0490 Other Current Liabilities	18,738			137,491
Total Liabilities	\$18,738			\$137,491
0950 Deferred Inflows of Resources				
Net Position				
0791 Net Investment in Capital Assets				
0009 Restricted Net Position (0792 – 0798)				
0799 Unrestricted Net Position				
Total Net Position				
Total Liabilities, Deferred Inflows Of Resources And Net Position	\$18,738			\$137,491

LEA : 127040703 Ambridge Area SD

General Fund (10)

Printed 11/28/2017 10:55:24 AM

REVIS
ED SUBMISSION

Page - 1 of 4

	Revenue Reported In Current Year	Current Year Tax Accrual	Prior Year Tax Accrual	Taxes Collected In Current Year
Revenue from Local Sources				
6111 Current Real Estate Taxes	19,624,717.00			19,624,717.00
6113 Public Utility Realty Taxes	22,536.82			22,536.82
6114 Payments in Lieu of Current Taxes - State / Local	12,451.99			12,451.99
6120 Current Per Capita Taxes, Section 679	48,509.89			48,509.89
6141 Current Act 511 Per Capita Taxes	47,163.46			47,163.46
6143 Current Act 511 Local Services Taxes	22,673.58			22,673.58
6151 Current Act 511 Earned Income Taxes	2,796,066.71			2,796,066.71
6153 Current Act 511 Real Estate Transfer Taxes	299,737.61			299,737.61
6157 Current Act 511 Mercantile Taxes	196,854.31			196,854.31
6411 Delinquent Real Estate Taxes	1,277,213.03			1,277,213.03
6420 Delinquent Per Capita Taxes, Section 679	32,919.79			32,919.79
6500 Earnings on Investments	25,034.94			
6700 Revenues from LEA Activities	83,026.73			
6832 Federal IDEA Revenue Received as Pass Through	433,698.54			
6910 Rentals	40,300.00			
6920 Contributions and Donations from Private Sources	7,160.00			
6941 Regular Day School Tuition	74,637.25			
6991 Refunds of a Prior Year Expenditure	170,572.79			
6999 Other Revenues Not Specified Above	57,611.62			
TOTAL Revenue from Local Sources	\$25,272,886.06			\$24,380,844.19

REVISED SUBMISSION

	Revenue Reported In Current Year			
Revenue from State Sources				
7110 Basic Education Funding	10,734,597.57			
7160 Tuition for Orphans Subsidy	26,547.43			
7271 Special Education funds for School-Aged Pupils	2,055,849.15			
7292 Pre-K Counts	510,000.00			
7311 Pupil Transportation Subsidy	1,105,930.54			
7312 Nonpublic and Charter School Pupil Transportation Subsidy	58,905.00			
7320 Rental and Sinking Fund Payments / Building Reimbursement Subsidy	1,315,300.29			
7330 Health Services (Medical, Dental, Nurse, Act 25)	47,146.02			
7340 State Property Tax Reduction Allocation	1,052,098.05			
7505 Ready to Learn Block Grant	422,955.00			
7810 State Share of Social Security and Medicare Taxes	688,033.40			
7820 State Share of Retirement Contributions	2,710,206.42			
TOTAL Revenue from State Sources	\$20,727,568.87			

REVISED SUBMISSION

Revenue Reported In Current Year				
Revenue from Federal Sources				
8110	Payments for Federally Impacted Areas	9,355.24		
8190	Other Unrestricted Federal Grants-in-Aid Direct from the Federal Government	29,816.85		
8514	NCLB, Title I - Improving the Academic Achievement of the Disadvantaged	677,735.00		
8515	NCLB, Title II - Preparing, Training and Recruiting High Quality Teachers and Principals	142,678.00		
8820	Medical Assistance Reimbursement for Administrative Claiming (Quarterly) Program	11,905.24		
TOTAL Revenue from Federal Sources		\$871,490.33		

REVISED SUBMISSION

Revenue Reported
In Current Year

Other Financing Sources

9400 Sale of or Compensation for Loss of Fixed Assets	1,269.49			
TOTAL Other Financing Sources	\$1,269.49			
TOTAL FROM ALL SOURCES	\$46,873,214.75			\$24,380,844.19

Revenue from Local Sources	25,272,886.06
Revenue from State Sources	20,727,568.87
Revenue from Federal Sources	871,490.33
Other Financing Sources	1,269.49
TOTAL FROM ALL SOURCES	\$46,873,214.75

LEA : 127040703 Ambridge Area SD

Printed 11/28/2017 10:55:26 AM

REVISED SUBMISSION

General Fund (10)		
1000 Instruction		<u>Total</u>
100 <u>Personnel Services – Salaries</u>		
100 Personnel Services – Salaries	12,214,856.97	
Total Personnel Services – Salaries	\$12,214,856.97	
200 <u>Personnel Services – Employee Benefits</u>		
210 Group Insurance – Contracted Provider	2,597,996.00	
220 Social Security Contributions	898,360.28	
230 PSERS Retirement Contributions	3,443,938.52	
250 Unemployment Compensation	32,737.41	
260 Workers' Compensation	159,594.00	
Total Personnel Services – Employee Benefits	\$7,132,626.21	
300 <u>Purchased Professional and Technical Services</u>		
322 Professional Educational Services – Ius	607,695.61	
329 Professional Educational Services – Other	510,192.35	
330 Other Professional Services	135.00	
390 Other Purchased Professional and Technical Services	15,574.42	
Total Purchased Professional and Technical Services	\$1,133,597.38	
400 <u>Purchased Property Services</u>		
430 Repairs and Maintenance Services	7,249.56	
Total Purchased Property Services	\$7,249.56	
500 <u>Other Purchased Services</u>		
510 Student Transportation Services	14,445.54	
561 Tuition To Other School Districts Within the State	767,766.01	
562 Tuition To Pennsylvania Charter Schools	4,840,795.16	
564 Tuition To Career and Technology Centers	373,250.81	
567 Tuition To Approved Private Schools (APS) and PA Chartered Schools for the Deaf and Blind	296,991.70	
580 Travel	47,171.03	
594 IU Payment By Withholding for Institutionalized Children's Programs – Special Classes	1,775.58	
Total Other Purchased Services	\$6,342,195.83	
600 <u>Supplies</u>		
610 General Supplies	363,655.36	
630 Food	6,462.65	
640 Books and Periodicals	9,210.04	
Total Supplies	\$379,328.05	
700 <u>Property</u>		
752 Capital Equipment – Original and Additional	10,143.00	
762 Capitalized Equipment - Replacement	5,906.73	
Total Property	\$16,049.73	
800 <u>Other Objects</u>		
810 Dues and Fees	4,753.19	
Total Other Objects	\$4,753.19	
Total 1000 Instruction	\$27,230,656.92	

LEA : 127040703 Ambridge Area SD

Printed 11/28/2017 10:55:26 AM

REVISED SUBMISSION

General Fund (10)				
1100 Regular Programs – Elementary / Secondary	Elementary	Secondary	Federal	Total
100 Personnel Services – Salaries				
100 Personnel Services – Salaries	4,133,648.23	4,820,679.73	594,434.41	9,548,762.37
Total Personnel Services – Salaries	\$4,133,648.23	\$4,820,679.73	\$594,434.41	\$9,548,762.37
200 Personnel Services – Employee Benefits				
210 Group Insurance – Contracted Provider	877,276.82	1,154,316.52	66,898.00	2,098,491.34
220 Social Security Contributions	299,945.20	351,311.73	44,282.59	695,539.52
230 PSERS Retirement Contributions	1,148,918.98	1,329,019.59	173,700.24	2,651,638.81
250 Unemployment Compensation	16,368.71	16,368.70		32,737.41
260 Workers' Compensation	79,797.00	79,797.00		159,594.00
Total Personnel Services – Employee Benefits	\$2,422,306.71	\$2,930,813.54	\$284,880.83	\$5,638,001.08
300 Purchased Professional and Technical Services				
329 Professional Educational Services – Other		5,200.00	1,929.80	7,129.80
390 Other Purchased Professional and Technical Services		13,650.00	1,924.42	15,574.42
Total Purchased Professional and Technical Services		\$18,850.00	\$3,854.22	\$22,704.22
400 Purchased Property Services				
430 Repairs and Maintenance Services		7,249.56		7,249.56
Total Purchased Property Services		\$7,249.56		\$7,249.56
500 Other Purchased Services				
510 Student Transportation Services	213.40	12,320.27		12,533.67
561 Tuition To Other School Districts Within the State	18,727.50	86,808.38		105,535.88
562 Tuition To Pennsylvania Charter Schools	2,761,631.62	685,775.41		3,447,407.03
580 Travel	1,441.79	6,758.71	491.88	8,692.38
Total Other Purchased Services	\$2,782,014.31	\$791,662.77	\$491.88	\$3,574,168.96
600 Supplies				
610 General Supplies	130,362.48	116,336.84	39,606.11	286,305.43
640 Books and Periodicals	1,782.03	7,428.01		9,210.04
Total Supplies	\$132,144.51	\$123,764.85	\$39,606.11	\$295,515.47
700 Property				
752 Capital Equipment – Original and Additional		10,143.00		10,143.00
762 Capitalized Equipment - Replacement	1,099.73	4,807.00		5,906.73
Total Property	\$1,099.73	\$14,950.00		\$16,049.73
800 Other Objects				
810 Dues and Fees	(186.51)	2,158.00		1,971.49
Total Other Objects	(\$186.51)	\$2,158.00		\$1,971.49
Total 1100 Regular Programs – Elementary / Secondary	\$9,471,026.98	\$8,710,128.45	\$923,267.45	\$19,104,422.88

LEA : 127040703 Ambridge Area SD

Printed 11/28/2017 10:55:26 AM

REVISED SUBMISSION

General Fund (10)				
1110 Regular Programs	Elementary	Secondary	Federal	Total
100 <u>Personnel Services – Salaries</u>				
100 Personnel Services – Salaries	4,133,648.23	4,820,679.73		8,954,327.96
Total Personnel Services – Salaries	\$4,133,648.23	\$4,820,679.73		\$8,954,327.96
200 <u>Personnel Services – Employee Benefits</u>				
210 Group Insurance – Contracted Provider	877,276.82	1,154,316.52		2,031,593.34
220 Social Security Contributions	299,945.20	351,311.73		651,256.93
230 PSERS Retirement Contributions	1,148,918.98	1,329,019.59		2,477,938.57
250 Unemployment Compensation	16,368.71	16,368.70		32,737.41
260 Workers' Compensation	79,797.00	79,797.00		159,594.00
Total Personnel Services – Employee Benefits	\$2,422,306.71	\$2,930,813.54		\$5,353,120.25
300 <u>Purchased Professional and Technical Services</u>				
329 Professional Educational Services – Other		5,200.00		5,200.00
390 Other Purchased Professional and Technical Services		13,650.00		13,650.00
Total Purchased Professional and Technical Services		\$18,850.00		\$18,850.00
400 <u>Purchased Property Services</u>				
430 Repairs and Maintenance Services		7,249.56		7,249.56
Total Purchased Property Services		\$7,249.56		\$7,249.56
500 <u>Other Purchased Services</u>				
510 Student Transportation Services	213.40	12,320.27		12,533.67
561 Tuition To Other School Districts Within the State	18,727.50	86,808.38		105,535.88
562 Tuition To Pennsylvania Charter Schools	2,761,631.62	685,775.41		3,447,407.03
580 Travel	1,441.79	6,758.71		8,200.50
Total Other Purchased Services	\$2,782,014.31	\$791,662.77		\$3,573,677.08
600 <u>Supplies</u>				
610 General Supplies	130,362.48	116,336.84		246,699.32
640 Books and Periodicals	1,782.03	7,428.01		9,210.04
Total Supplies	\$132,144.51	\$123,764.85		\$255,909.36
700 <u>Property</u>				
752 Capital Equipment – Original and Additional		10,143.00		10,143.00
762 Capitalized Equipment - Replacement	1,099.73	4,807.00		5,906.73
Total Property	\$1,099.73	\$14,950.00		\$16,049.73
800 <u>Other Objects</u>				
810 Dues and Fees	(186.51)	2,158.00		1,971.49
Total Other Objects	(\$186.51)	\$2,158.00		\$1,971.49
Total 1110 Regular Programs	\$9,471,026.98	\$8,710,128.45		\$18,181,155.43

LEA : 127040703 Ambridge Area SD

Printed 11/28/2017 10:55:26 AM

REVISED SUBMISSION

General Fund (10)				
1190 Federally-Funded Regular Programs	<u>Elementary</u>	<u>Secondary</u>	<u>Federal</u>	<u>Total</u>
100 <u>Personnel Services – Salaries</u>				
100 Personnel Services – Salaries			594,434.41	594,434.41
Total Personnel Services – Salaries			\$594,434.41	\$594,434.41
200 <u>Personnel Services – Employee Benefits</u>				
210 Group Insurance – Contracted Provider			66,898.00	66,898.00
220 Social Security Contributions			44,282.59	44,282.59
230 PSERS Retirement Contributions			173,700.24	173,700.24
Total Personnel Services – Employee Benefits			\$284,880.83	\$284,880.83
300 <u>Purchased Professional and Technical Services</u>				
329 Professional Educational Services – Other			1,929.80	1,929.80
390 Other Purchased Professional and Technical Services			1,924.42	1,924.42
Total Purchased Professional and Technical Services			\$3,854.22	\$3,854.22
500 <u>Other Purchased Services</u>				
580 Travel			491.88	491.88
Total Other Purchased Services			\$491.88	\$491.88
600 <u>Supplies</u>				
610 General Supplies			39,606.11	39,606.11
Total Supplies			\$39,606.11	\$39,606.11
Total 1190 Federally-Funded Regular Programs			\$923,267.45	\$923,267.45

LEA : 127040703 Ambridge Area SD

Printed 11/28/2017 10:55:26 AM

REVIS
ED SUBMISSION

General Fund (10)				
1200 Special Programs – Elementary / Secondary	Elementary	Secondary	Federal	Total
100 Personnel Services – Salaries				
100 Personnel Services – Salaries	1,503,107.46	670,509.14	203,901.82	2,377,518.42
Total Personnel Services – Salaries	\$1,503,107.46	\$670,509.14	\$203,901.82	\$2,377,518.42
200 Personnel Services – Employee Benefits				
210 Group Insurance – Contracted Provider	285,092.19	209,202.54		494,294.73
220 Social Security Contributions	114,310.56	51,058.01	15,473.89	180,842.46
230 PSERS Retirement Contributions	447,461.81	201,090.88	61,231.78	709,784.47
Total Personnel Services – Employee Benefits	\$846,864.56	\$461,351.43	\$76,705.67	\$1,384,921.66
300 Purchased Professional and Technical Services				
322 Professional Educational Services – Ius	295,325.63	180,163.44	132,206.54	607,695.61
329 Professional Educational Services – Other	261,637.16	203,666.43		465,303.59
330 Other Professional Services		135.00		135.00
Total Purchased Professional and Technical Services	\$556,962.79	\$383,964.87	\$132,206.54	\$1,073,134.20
500 Other Purchased Services				
510 Student Transportation Services	605.87	515.20		1,121.07
561 Tuition To Other School Districts Within the State	116,513.34	505,841.34		622,354.68
562 Tuition To Pennsylvania Charter Schools	1,174,057.55	219,330.58		1,393,388.13
567 Tuition To Approved Private Schools (APS) and PA Chartered Schools for the Deaf and Blind	296,991.70			296,991.70
580 Travel	33,815.62	4,603.41		38,419.03
594 IU Payment By Withholding for Institutionalized Children's Programs – Special Classes	887.79	887.79		1,775.58
Total Other Purchased Services	\$1,622,871.87	\$731,178.32		\$2,354,050.19
600 Supplies				
610 General Supplies	22,586.67	32,110.29		54,696.96
Total Supplies	\$22,586.67	\$32,110.29		\$54,696.96
800 Other Objects				
810 Dues and Fees	1,312.20	1,469.50		2,781.70
Total Other Objects	\$1,312.20	\$1,469.50		\$2,781.70
Total 1200 Special Programs – Elementary / Secondary	\$4,553,705.55	\$2,280,583.55	\$412,814.03	\$7,247,103.13

LEA : 127040703 Ambridge Area SD

Printed 11/28/2017 10:55:26 AM

REVISED SUBMISSION

General Fund (10)

1210 Life Skills Support

	<u>Elementary</u>	<u>Secondary</u>	<u>Federal</u>	<u>Total</u>
300 <u>Purchased Professional and Technical Services</u>				
329 Professional Educational Services – Other	19,084.64	116,026.41		135,111.05
Total Purchased Professional and Technical Services	\$19,084.64	\$116,026.41		\$135,111.05
500 <u>Other Purchased Services</u>				
561 Tuition To Other School Districts Within the State	0.14			0.14
Total Other Purchased Services	\$0.14			\$0.14
800 <u>Other Objects</u>				
810 Dues and Fees	208.00	201.00		409.00
Total Other Objects	\$208.00	\$201.00		\$409.00
Total 1210 Life Skills Support	\$19,292.78	\$116,227.41		\$135,520.19

LEA : 127040703 Ambridge Area SD

Printed 11/28/2017 10:55:26 AM

REVISED SUBMISSION

General Fund (10)

1220 Sensory Support	Elementary	Secondary	Federal	Total
100 Personnel Services – Salaries				
100 Personnel Services – Salaries	158,066.93			158,066.93
Total Personnel Services – Salaries	\$158,066.93			\$158,066.93
200 Personnel Services – Employee Benefits				
210 Group Insurance – Contracted Provider	38,465.32			38,465.32
220 Social Security Contributions	12,048.12			12,048.12
230 PSERS Retirement Contributions	47,467.50			47,467.50
Total Personnel Services – Employee Benefits	\$97,980.94			\$97,980.94
600 Supplies				
610 General Supplies	678.60			678.60
Total Supplies	\$678.60			\$678.60
Total 1220 Sensory Support	\$256,726.47			\$256,726.47

LEA : 127040703 Ambridge Area SD

Printed 11/28/2017 10:55:26 AM

REVISED SUBMISSION

General Fund (10)

1230 Emotional Support

	<u>Elementary</u>	<u>Secondary</u>	<u>Federal</u>	<u>Total</u>
500 <u>Other Purchased Services</u>				
561 Tuition To Other School Districts Within the State		62,920.00		62,920.00
580 Travel	658.00			658.00
Total Other Purchased Services	\$658.00	\$62,920.00		\$63,578.00
600 <u>Supplies</u>				
610 General Supplies	1,272.77			1,272.77
Total Supplies	\$1,272.77			\$1,272.77
800 <u>Other Objects</u>				
810 Dues and Fees	404.20			404.20
Total Other Objects	\$404.20			\$404.20
Total 1230 Emotional Support	\$2,334.97	\$62,920.00		\$65,254.97

LEA : 127040703 Ambridge Area SD

Printed 11/28/2017 10:55:26 AM

REVISED SUBMISSION

General Fund (10)				
1240 Academic Support	Elementary	Secondary	Federal	Total
100 <u>Personnel Services – Salaries</u>				
100 Personnel Services – Salaries	1,345,040.53	670,509.14	173,931.82	2,189,481.49
Total Personnel Services – Salaries	\$1,345,040.53	\$670,509.14	\$173,931.82	\$2,189,481.49
200 <u>Personnel Services – Employee Benefits</u>				
210 Group Insurance – Contracted Provider	246,626.87	209,202.54		455,829.41
220 Social Security Contributions	102,262.44	51,058.01	13,195.89	166,516.34
230 PSERS Retirement Contributions	399,994.31	201,090.88	52,231.78	653,316.97
Total Personnel Services – Employee Benefits	\$748,883.62	\$461,351.43	\$65,427.67	\$1,275,662.72
300 <u>Purchased Professional and Technical Services</u>				
322 Professional Educational Services – Ius			35,672.54	35,672.54
Total Purchased Professional and Technical Services			\$35,672.54	\$35,672.54
500 <u>Other Purchased Services</u>				
510 Student Transportation Services	605.87			605.87
580 Travel	2,408.72	793.41		3,202.13
Total Other Purchased Services	\$3,014.59	\$793.41		\$3,808.00
600 <u>Supplies</u>				
610 General Supplies	164.42			164.42
Total Supplies	\$164.42			\$164.42
800 <u>Other Objects</u>				
810 Dues and Fees	575.00	1,268.50		1,843.50
Total Other Objects	\$575.00	\$1,268.50		\$1,843.50
Total 1240 Academic Support	\$2,097,678.16	\$1,133,922.48	\$275,032.03	\$3,506,632.67

LEA : 127040703 Ambridge Area SD

Printed 11/28/2017 10:55:26 AM

REVISED SUBMISSION

General Fund (10)				
1241 Learning Support – Public	<u>Elementary</u>	<u>Secondary</u>	<u>Federal</u>	<u>Total</u>
100 <u>Personnel Services – Salaries</u>				
100 Personnel Services – Salaries	1,246,349.82	670,509.14	173,931.82	2,090,790.78
Total Personnel Services – Salaries	\$1,246,349.82	\$670,509.14	\$173,931.82	\$2,090,790.78
200 <u>Personnel Services – Employee Benefits</u>				
210 Group Insurance – Contracted Provider	217,235.99	209,202.54		426,438.53
220 Social Security Contributions	94,735.43	51,058.01	13,195.89	158,989.33
230 PSERS Retirement Contributions	370,357.52	201,090.88	52,231.78	623,680.18
Total Personnel Services – Employee Benefits	\$682,328.94	\$461,351.43	\$65,427.67	\$1,209,108.04
300 <u>Purchased Professional and Technical Services</u>				
322 Professional Educational Services – Ius			35,672.54	35,672.54
Total Purchased Professional and Technical Services			\$35,672.54	\$35,672.54
Total 1241 Learning Support – Public	\$1,928,678.76	\$1,131,860.57	\$275,032.03	\$3,335,571.36

LEA : 127040703 Ambridge Area SD

Printed 11/28/2017 10:55:26 AM

REVISED SUBMISSION

General Fund (10)

1243 Gifted Support	Elementary	Secondary	Federal	Total
100 Personnel Services – Salaries				
100 Personnel Services – Salaries	98,690.71			98,690.71
Total Personnel Services – Salaries	\$98,690.71			\$98,690.71
200 Personnel Services – Employee Benefits				
210 Group Insurance – Contracted Provider	29,390.88			29,390.88
220 Social Security Contributions	7,527.01			7,527.01
230 PSERS Retirement Contributions	29,636.79			29,636.79
Total Personnel Services – Employee Benefits	\$66,554.68			\$66,554.68
500 Other Purchased Services				
510 Student Transportation Services	605.87			605.87
580 Travel	2,408.72	793.41		3,202.13
Total Other Purchased Services	\$3,014.59	\$793.41		\$3,808.00
600 Supplies				
610 General Supplies	164.42			164.42
Total Supplies	\$164.42			\$164.42
800 Other Objects				
810 Dues and Fees	575.00	1,268.50		1,843.50
Total Other Objects	\$575.00	\$1,268.50		\$1,843.50
Total 1243 Gifted Support	\$168,999.40	\$2,061.91		\$171,061.31

LEA : 127040703 Ambridge Area SD

Printed 11/28/2017 10:55:26 AM

REVISED SUBMISSION

General Fund (10)

1260 Physical Support

	<u>Elementary</u>	<u>Secondary</u>	<u>Federal</u>	<u>Total</u>
300 <u>Purchased Professional and Technical Services</u>				
329 Professional Educational Services – Other	70,119.03	41,782.52		111,901.55
Total Purchased Professional and Technical Services	\$70,119.03	\$41,782.52		\$111,901.55
Total 1260 Physical Support	\$70,119.03	\$41,782.52		\$111,901.55

LEA : 127040703 Ambridge Area SD

Printed 11/28/2017 10:55:26 AM

REVIS
ED SUBMISSION

General Fund (10)				
1290 Special Programs - Other Support	Elementary	Secondary	Federal	Total
100 Personnel Services – Salaries				
100 Personnel Services – Salaries			29,970.00	29,970.00
Total Personnel Services – Salaries			\$29,970.00	\$29,970.00
200 Personnel Services – Employee Benefits				
220 Social Security Contributions			2,278.00	2,278.00
230 PSERS Retirement Contributions			9,000.00	9,000.00
Total Personnel Services – Employee Benefits			\$11,278.00	\$11,278.00
300 Purchased Professional and Technical Services				
322 Professional Educational Services – Ius	295,325.63	180,163.44	96,534.00	572,023.07
329 Professional Educational Services – Other	172,433.49	45,857.50		218,290.99
330 Other Professional Services		135.00		135.00
Total Purchased Professional and Technical Services	\$467,759.12	\$226,155.94	\$96,534.00	\$790,449.06
500 Other Purchased Services				
510 Student Transportation Services		515.20		515.20
561 Tuition To Other School Districts Within the State	116,513.20	442,921.34		559,434.54
562 Tuition To Pennsylvania Charter Schools	1,174,057.55	219,330.58		1,393,388.13
567 Tuition To Approved Private Schools (APS) and PA Chartered Schools for the Deaf and Blind	296,991.70			296,991.70
580 Travel	30,748.90	3,810.00		34,558.90
594 IU Payment By Withholding for Institutionalized Children’s Programs – Special Classes	887.79	887.79		1,775.58
Total Other Purchased Services	\$1,619,199.14	\$667,464.91		\$2,286,664.05
600 Supplies				
610 General Supplies	20,470.88	32,110.29		52,581.17
Total Supplies	\$20,470.88	\$32,110.29		\$52,581.17
800 Other Objects				
810 Dues and Fees	125.00			125.00
Total Other Objects	\$125.00			\$125.00
Total 1290 Special Programs - Other Support	\$2,107,554.14	\$925,731.14	\$137,782.00	\$3,171,067.28

LEA : 127040703 Ambridge Area SD

Printed 11/28/2017 10:55:26 AM

REVISED SUBMISSION

General Fund (10)

1300 Vocational Education

<u>Elementary</u>	<u>Secondary</u>	<u>Federal</u>	<u>Total</u>
-------------------	------------------	----------------	--------------

500 Other Purchased Services

564 Tuition To Career and Technology Centers	373,250.81		373,250.81
--	------------	--	------------

Total Other Purchased Services	\$373,250.81		\$373,250.81
---------------------------------------	---------------------	--	---------------------

Total 1300 Vocational Education	\$373,250.81		\$373,250.81
--	---------------------	--	---------------------

LEA : 127040703 Ambridge Area SD

Printed 11/28/2017 10:55:26 AM

REVISED SUBMISSION

General Fund (10)				
1400 Other Instructional Programs – Elementary / Secondary	<u>Elementary</u>	<u>Secondary</u>	<u>Federal</u>	<u>Total</u>
100 <u>Personnel Services – Salaries</u>				
100 Personnel Services – Salaries	10,774.50	71,065.50		81,840.00
Total Personnel Services – Salaries	\$10,774.50	\$71,065.50		\$81,840.00
200 <u>Personnel Services – Employee Benefits</u>				
220 Social Security Contributions	781.35	5,426.34		6,207.69
230 PSERS Retirement Contributions	3,077.06	21,341.06		24,418.12
Total Personnel Services – Employee Benefits	\$3,858.41	\$26,767.40		\$30,625.81
500 <u>Other Purchased Services</u>				
561 Tuition To Other School Districts Within the State		39,875.45		39,875.45
580 Travel	59.62			59.62
Total Other Purchased Services	\$59.62	\$39,875.45		\$39,935.07
Total 1400 Other Instructional Programs – Elementary / Secondary	\$14,692.53	\$137,708.35		\$152,400.88

LEA : 127040703 Ambridge Area SD

Printed 11/28/2017 10:55:26 AM

REVISED SUBMISSION

General Fund (10)

1430 Homebound Instruction	<u>Elementary</u>	<u>Secondary</u>	<u>Federal</u>	<u>Total</u>
100 <u>Personnel Services – Salaries</u>				
100 Personnel Services – Salaries	4,306.50	1,155.00		5,461.50
Total Personnel Services – Salaries	\$4,306.50	\$1,155.00		\$5,461.50
200 <u>Personnel Services – Employee Benefits</u>				
220 Social Security Contributions	328.53	87.93		416.46
230 PSERS Retirement Contributions	1,293.26	346.85		1,640.11
Total Personnel Services – Employee Benefits	\$1,621.79	\$434.78		\$2,056.57
500 <u>Other Purchased Services</u>				
580 Travel	59.62			59.62
Total Other Purchased Services	\$59.62			\$59.62
Total 1430 Homebound Instruction	\$5,987.91	\$1,589.78		\$7,577.69

LEA : 127040703 Ambridge Area SD

Printed 11/28/2017 10:55:26 AM

REVISED SUBMISSION

General Fund (10)

1440 Alternative Regular Education Programs	<u>Elementary</u>	<u>Secondary</u>	<u>Federal</u>	<u>Total</u>
100 <u>Personnel Services – Salaries</u>				
100 Personnel Services – Salaries		69,910.50		69,910.50
Total Personnel Services – Salaries		\$69,910.50		\$69,910.50
200 <u>Personnel Services – Employee Benefits</u>				
220 Social Security Contributions		5,338.41		5,338.41
230 PSERS Retirement Contributions		20,994.21		20,994.21
Total Personnel Services – Employee Benefits		\$26,332.62		\$26,332.62
500 <u>Other Purchased Services</u>				
561 Tuition To Other School Districts Within the State		39,875.45		39,875.45
Total Other Purchased Services		\$39,875.45		\$39,875.45
Total 1440 Alternative Regular Education Programs		\$136,118.57		\$136,118.57

LEA : 127040703 Ambridge Area SD

Printed 11/28/2017 10:55:26 AM

REVISED SUBMISSION

General Fund (10)

1441 Adjudicated / Court-Placed Programs	<u>Elementary</u>	<u>Secondary</u>	<u>Federal</u>	<u>Total</u>
500 <u>Other Purchased Services</u>				
561 Tuition To Other School Districts Within the State		39,875.45		39,875.45
Total Other Purchased Services		\$39,875.45		\$39,875.45
Total 1441 Adjudicated / Court-Placed Programs		\$39,875.45		\$39,875.45

LEA : 127040703 Ambridge Area SD

Printed 11/28/2017 10:55:26 AM

REVISED SUBMISSION

General Fund (10)

1442 Alternative Education Programs	<u>Elementary</u>	<u>Secondary</u>	<u>Federal</u>	<u>Total</u>
100 <u>Personnel Services – Salaries</u>				
100 Personnel Services – Salaries		69,910.50		69,910.50
Total Personnel Services – Salaries		\$69,910.50		\$69,910.50
200 <u>Personnel Services – Employee Benefits</u>				
220 Social Security Contributions		5,338.41		5,338.41
230 PSERS Retirement Contributions		20,994.21		20,994.21
Total Personnel Services – Employee Benefits		\$26,332.62		\$26,332.62
Total 1442 Alternative Education Programs		\$96,243.12		\$96,243.12

LEA : 127040703 Ambridge Area SD

Printed 11/28/2017 10:55:26 AM

REVISED SUBMISSION

General Fund (10)

1450 Instructional Programs Outside the Established School Day	<u>Elementary</u>	<u>Secondary</u>	<u>Federal</u>	<u>Total</u>
100 <u>Personnel Services – Salaries</u>				
100 Personnel Services – Salaries	6,468.00			6,468.00
Total Personnel Services – Salaries	\$6,468.00			\$6,468.00
200 <u>Personnel Services – Employee Benefits</u>				
220 Social Security Contributions	452.82			452.82
230 PSERS Retirement Contributions	1,783.80			1,783.80
Total Personnel Services – Employee Benefits	\$2,236.62			\$2,236.62
Total 1450 Instructional Programs Outside the Established School Day	\$8,704.62			\$8,704.62

LEA : 127040703 Ambridge Area SD

Printed 11/28/2017 10:55:26 AM

REVISED SUBMISSION

General Fund (10)

1500 Nonpublic School Programs

<u>Elementary</u>	<u>Secondary</u>	<u>Federal</u>	<u>Total</u>
-------------------	------------------	----------------	--------------

300 Purchased Professional and Technical Services

329 Professional Educational Services – Other		24,538.96	24,538.96
---	--	-----------	-----------

Total Purchased Professional and Technical Services		\$24,538.96	\$24,538.96
--	--	--------------------	--------------------

Total 1500 Nonpublic School Programs		\$24,538.96	\$24,538.96
---	--	--------------------	--------------------

LEA : 127040703 Ambridge Area SD

Printed 11/28/2017 10:55:26 AM

REVISED SUBMISSION

General Fund (10)				
1800 Pre-Kindergarten	<u>Elementary</u>	<u>Secondary</u>	<u>Federal</u>	<u>Total</u>
100 <u>Personnel Services – Salaries</u>				
100 Personnel Services – Salaries				206,736.18
Total Personnel Services – Salaries				\$206,736.18
200 <u>Personnel Services – Employee Benefits</u>				
210 Group Insurance – Contracted Provider				5,209.93
220 Social Security Contributions				15,770.61
230 PSERS Retirement Contributions				58,097.12
Total Personnel Services – Employee Benefits				\$79,077.66
300 <u>Purchased Professional and Technical Services</u>				
329 Professional Educational Services – Other				13,220.00
Total Purchased Professional and Technical Services				\$13,220.00
500 <u>Other Purchased Services</u>				
510 Student Transportation Services				790.80
Total Other Purchased Services				\$790.80
600 <u>Supplies</u>				
610 General Supplies				22,652.97
630 Food				6,462.65
Total Supplies				\$29,115.62
Total 1800 Pre-Kindergarten				\$328,940.26

LEA : 127040703 Ambridge Area SD

Printed 11/28/2017 10:55:26 AM

REVISED SUBMISSION

General Fund (10)				
1801 Pre-K Instruction	<u>Elementary</u>	<u>Secondary</u>	<u>Federal</u>	<u>Total</u>
100 <u>Personnel Services – Salaries</u>				
100 Personnel Services – Salaries				202,736.18
Total Personnel Services – Salaries				\$202,736.18
200 <u>Personnel Services – Employee Benefits</u>				
210 Group Insurance – Contracted Provider				5,209.93
220 Social Security Contributions				15,464.61
230 PSERS Retirement Contributions				56,896.12
Total Personnel Services – Employee Benefits				\$77,570.66
300 <u>Purchased Professional and Technical Services</u>				
329 Professional Educational Services – Other				13,220.00
Total Purchased Professional and Technical Services				\$13,220.00
600 <u>Supplies</u>				
610 General Supplies				22,652.97
630 Food				6,462.65
Total Supplies				\$29,115.62
Total 1801 Pre-K Instruction				\$322,642.46

LEA : 127040703 Ambridge Area SD

Printed 11/28/2017 10:55:26 AM

REVISED SUBMISSION

General Fund (10)

1802 Pre-K Administrative Support	<u>Elementary</u>	<u>Secondary</u>	<u>Federal</u>	<u>Total</u>
100 <u>Personnel Services – Salaries</u>				
100 Personnel Services – Salaries				4,000.00
Total Personnel Services – Salaries				\$4,000.00
200 <u>Personnel Services – Employee Benefits</u>				
220 Social Security Contributions				306.00
230 PSERS Retirement Contributions				1,201.00
Total Personnel Services – Employee Benefits				\$1,507.00
Total 1802 Pre-K Administrative Support				\$5,507.00

LEA : 127040703 Ambridge Area SD

Printed 11/28/2017 10:55:26 AM

REVISED SUBMISSION

General Fund (10)

1804 Pre-K Student Transportation	<u>Elementary</u>	<u>Secondary</u>	<u>Federal</u>	<u>Total</u>
500 <u>Other Purchased Services</u>				
510 Student Transportation Services				790.80
Total Other Purchased Services				\$790.80
Total 1804 Pre-K Student Transportation				\$790.80

LEA : 127040703 Ambridge Area SD

Printed 11/28/2017 10:55:28 AM

REVISED SUBMISSION

General Fund (10)		
2000 Support Services		<u>Total</u>
100 <u>Personnel Services – Salaries</u>		
100 Personnel Services – Salaries		3,518,057.90
Total Personnel Services – Salaries		\$3,518,057.90
200 <u>Personnel Services – Employee Benefits</u>		
210 Group Insurance – Contracted Provider		758,983.72
220 Social Security Contributions		273,542.42
230 PSERS Retirement Contributions		950,148.71
240 Tuition Reimbursement		2,073.66
260 Workers' Compensation		7,018.00
Total Personnel Services – Employee Benefits		\$1,991,766.51
300 <u>Purchased Professional and Technical Services</u>		
310 Official / Administrative Services		198,515.05
324 Professional Educational Services – Employee Training and Development Services		5,948.46
329 Professional Educational Services – Other		630,874.64
330 Other Professional Services		265,353.82
340 Technical Services		1,750.00
350 Security / Safety Services		40,762.10
Total Purchased Professional and Technical Services		\$1,143,204.07
400 <u>Purchased Property Services</u>		
410 Cleaning Services		50,105.91
420 Utility Services		134,366.90
430 Repairs and Maintenance Services		464,303.99
440 Rentals		109,421.32
460 Extermination Services		14,544.00
Total Purchased Property Services		\$772,742.12
500 <u>Other Purchased Services</u>		
510 Student Transportation Services		169.60
513 Contracted Carriers		2,633,078.14
516 Student Transportation Services From the IU		17,301.21
520 Insurance – General		9,321.81
522 Automotive Liability Insurance		9,489.00
523 General Property and Liability Insurance		165,617.00
530 Communications		65,886.59
549 Other Advertising/Public Relations		7,226.11
550 Printing and Binding		8,691.23
580 Travel		13,857.71
595 IU Payments By Withholding		20,304.92
Total Other Purchased Services		\$2,950,943.32
600 <u>Supplies</u>		
610 General Supplies		235,058.19
620 Energy		871,846.73
640 Books and Periodicals		1,658.70
650 Supplies & Fees – Technology Related		3,000.00

LEA : 127040703 Ambridge Area SD

Printed 11/28/2017 10:55:28 AM

REVISED SUBMISSION

General Fund (10)

2000 Support Services

	<u>Total</u>
Total Supplies	\$1,111,563.62
700 <u>Property</u>	
756 Capitalized Technology Hardware and Equipment – Original	82,325.79
762 Capitalized Equipment - Replacement	49,389.44
766 Capitalized Technology Hardware and Equipment – Replacement	31,826.30
Total Property	\$163,541.53
800 <u>Other Objects</u>	
810 Dues and Fees	34,750.59
820 Claims and Judgments Against the LEA	114,601.28
Total Other Objects	\$149,351.87
Total 2000 Support Services	\$11,801,170.94

LEA : 127040703 Ambridge Area SD

Printed 11/28/2017 10:55:28 AM

REVISED SUBMISSION

General Fund (10)				
2100 Support Services – Students	<u>Elementary</u>	<u>Secondary</u>	<u>Federal</u>	<u>Total</u>
100 <u>Personnel Services – Salaries</u>				
100 Personnel Services – Salaries	178,186.11	369,021.74	1,666.65	548,874.50
Total Personnel Services – Salaries	\$178,186.11	\$369,021.74	\$1,666.65	\$548,874.50
200 <u>Personnel Services – Employee Benefits</u>				
210 Group Insurance – Contracted Provider	26,030.37	43,447.55		69,477.92
220 Social Security Contributions	13,613.41	27,845.82	126.97	41,586.20
230 PSERS Retirement Contributions	47,803.18	99,843.24	500.49	148,146.91
Total Personnel Services – Employee Benefits	\$87,446.96	\$171,136.61	\$627.46	\$259,211.03
300 <u>Purchased Professional and Technical Services</u>				
329 Professional Educational Services – Other	4,875.00	6,147.00		11,022.00
Total Purchased Professional and Technical Services	\$4,875.00	\$6,147.00		\$11,022.00
500 <u>Other Purchased Services</u>				
510 Student Transportation Services		169.60		169.60
580 Travel	289.11	4,027.54		4,316.65
Total Other Purchased Services	\$289.11	\$4,197.14		\$4,486.25
600 <u>Supplies</u>				
610 General Supplies	3,236.37	8,123.26		11,359.63
650 Supplies & Fees – Technology Related		3,000.00		3,000.00
Total Supplies	\$3,236.37	\$11,123.26		\$14,359.63
Total 2100 Support Services – Students	\$274,033.55	\$561,625.75	\$2,294.11	\$837,953.41

LEA : 127040703 Ambridge Area SD

Printed 11/28/2017 10:55:28 AM

REVISED SUBMISSION

General Fund (10)

2110 Supervision of Student Services	<u>Elementary</u>	<u>Secondary</u>	<u>Federal</u>	<u>Total</u>
100 <u>Personnel Services – Salaries</u>				
100 Personnel Services – Salaries	109,955.07	133,382.63		243,337.70
Total Personnel Services – Salaries	\$109,955.07	\$133,382.63		\$243,337.70
200 <u>Personnel Services – Employee Benefits</u>				
210 Group Insurance – Contracted Provider	18,464.23	23,676.53		42,140.76
220 Social Security Contributions	8,393.72	10,166.27		18,559.99
230 PSERS Retirement Contributions	30,230.50	37,265.83		67,496.33
Total Personnel Services – Employee Benefits	\$57,088.45	\$71,108.63		\$128,197.08
Total 2110 Supervision of Student Services	\$167,043.52	\$204,491.26		\$371,534.78

LEA : 127040703 Ambridge Area SD

Printed 11/28/2017 10:55:28 AM

REVISED SUBMISSION

General Fund (10)

2111 Supervision of Student Services – Head of Component	<u>Elementary</u>	<u>Secondary</u>	<u>Federal</u>	<u>Total</u>
100 <u>Personnel Services – Salaries</u>				
100 Personnel Services – Salaries	109,955.07	133,382.63		243,337.70
Total Personnel Services – Salaries	\$109,955.07	\$133,382.63		\$243,337.70
200 <u>Personnel Services – Employee Benefits</u>				
210 Group Insurance – Contracted Provider	18,464.23	23,676.53		42,140.76
220 Social Security Contributions	8,393.72	10,166.27		18,559.99
230 PSERS Retirement Contributions	30,230.50	37,265.83		67,496.33
Total Personnel Services – Employee Benefits	\$57,088.45	\$71,108.63		\$128,197.08
Total 2111 Supervision of Student Services – Head of Component	\$167,043.52	\$204,491.26		\$371,534.78

LEA : 127040703 Ambridge Area SD

Printed 11/28/2017 10:55:28 AM

REVISED SUBMISSION

General Fund (10)				
2120 Guidance Services	<u>Elementary</u>	<u>Secondary</u>	<u>Federal</u>	<u>Total</u>
100 <u>Personnel Services – Salaries</u>				
100 Personnel Services – Salaries		184,915.83	1,666.65	186,582.48
Total Personnel Services – Salaries		\$184,915.83	\$1,666.65	\$186,582.48
200 <u>Personnel Services – Employee Benefits</u>				
210 Group Insurance – Contracted Provider		19,304.88		19,304.88
220 Social Security Contributions		13,822.15	126.97	13,949.12
230 PSERS Retirement Contributions		47,345.17	500.49	47,845.66
Total Personnel Services – Employee Benefits		\$80,472.20	\$627.46	\$81,099.66
300 <u>Purchased Professional and Technical Services</u>				
329 Professional Educational Services – Other	4,875.00	6,147.00		11,022.00
Total Purchased Professional and Technical Services	\$4,875.00	\$6,147.00		\$11,022.00
500 <u>Other Purchased Services</u>				
510 Student Transportation Services		169.60		169.60
580 Travel		1,169.45		1,169.45
Total Other Purchased Services		\$1,339.05		\$1,339.05
600 <u>Supplies</u>				
610 General Supplies		7,992.82		7,992.82
650 Supplies & Fees – Technology Related		3,000.00		3,000.00
Total Supplies		\$10,992.82		\$10,992.82
Total 2120 Guidance Services	\$4,875.00	\$283,866.90	\$2,294.11	\$291,036.01

LEA : 127040703 Ambridge Area SD

Printed 11/28/2017 10:55:28 AM

REVISED SUBMISSION

General Fund (10)

2140 Psychological Services

	<u>Elementary</u>	<u>Secondary</u>	<u>Federal</u>	<u>Total</u>
100 <u>Personnel Services – Salaries</u>				
100 Personnel Services – Salaries	68,231.04	50,723.28		118,954.32
Total Personnel Services – Salaries	\$68,231.04	\$50,723.28		\$118,954.32
200 <u>Personnel Services – Employee Benefits</u>				
210 Group Insurance – Contracted Provider	7,566.14	466.14		8,032.28
220 Social Security Contributions	5,219.69	3,857.40		9,077.09
230 PSERS Retirement Contributions	17,572.68	15,232.24		32,804.92
Total Personnel Services – Employee Benefits	\$30,358.51	\$19,555.78		\$49,914.29
500 <u>Other Purchased Services</u>				
580 Travel	289.11	2,858.09		3,147.20
Total Other Purchased Services	\$289.11	\$2,858.09		\$3,147.20
600 <u>Supplies</u>				
610 General Supplies	275.99	130.44		406.43
Total Supplies	\$275.99	\$130.44		\$406.43
Total 2140 Psychological Services	\$99,154.65	\$73,267.59		\$172,422.24

LEA : 127040703 Ambridge Area SD

Printed 11/28/2017 10:55:28 AM

REVISED SUBMISSION

General Fund (10)

2150 Speech Pathology and Audiology Services

	<u>Elementary</u>	<u>Secondary</u>	<u>Federal</u>	<u>Total</u>
600 <u>Supplies</u>				
610 General Supplies	2,960.38			2,960.38
Total Supplies	\$2,960.38			\$2,960.38
Total 2150 Speech Pathology and Audiology Services	\$2,960.38			\$2,960.38

LEA : 127040703 Ambridge Area SD

Printed 11/28/2017 10:55:28 AM

REVIS
ED SUBMISSION

General Fund (10)				
2200 Support Services – Instructional Staff	Elementary	Secondary	Federal	Total
100 Personnel Services – Salaries				
100 Personnel Services – Salaries	24,502.25			24,502.25
Total Personnel Services – Salaries	\$24,502.25			\$24,502.25
200 Personnel Services – Employee Benefits				
210 Group Insurance – Contracted Provider	26,033.29			26,033.29
220 Social Security Contributions	1,864.87			1,864.87
230 PSERS Retirement Contributions	7,358.02			7,358.02
240 Tuition Reimbursement	780.00	1,293.66		2,073.66
Total Personnel Services – Employee Benefits	\$36,036.18	\$1,293.66		\$37,329.84
300 Purchased Professional and Technical Services				
324 Professional Educational Services – Employee Training and Development Services	3,583.54	2,364.92		5,948.46
340 Technical Services		1,750.00		1,750.00
Total Purchased Professional and Technical Services	\$3,583.54	\$4,114.92		\$7,698.46
500 Other Purchased Services				
580 Travel	49.49	578.58	1,640.42	2,268.49
Total Other Purchased Services	\$49.49	\$578.58	\$1,640.42	\$2,268.49
600 Supplies				
640 Books and Periodicals	1,658.70			1,658.70
Total Supplies	\$1,658.70			\$1,658.70
700 Property				
756 Capitalized Technology Hardware and Equipment – Original		8,190.44		8,190.44
Total Property		\$8,190.44		\$8,190.44
Total 2200 Support Services – Instructional Staff	\$65,830.16	\$14,177.60	\$1,640.42	\$81,648.18

LEA : 127040703 Ambridge Area SD

Printed 11/28/2017 10:55:28 AM

REVISED SUBMISSION

General Fund (10)

2250 School Library Services	Elementary	Secondary	Federal	Total
100 Personnel Services – Salaries				
100 Personnel Services – Salaries	24,502.25			24,502.25
Total Personnel Services – Salaries	\$24,502.25			\$24,502.25
200 Personnel Services – Employee Benefits				
210 Group Insurance – Contracted Provider	26,033.29			26,033.29
220 Social Security Contributions	1,864.87			1,864.87
230 PSERS Retirement Contributions	7,358.02			7,358.02
Total Personnel Services – Employee Benefits	\$35,256.18			\$35,256.18
600 Supplies				
640 Books and Periodicals	1,658.70			1,658.70
Total Supplies	\$1,658.70			\$1,658.70
Total 2250 School Library Services	\$61,417.13			\$61,417.13

LEA : 127040703 Ambridge Area SD

Printed 11/28/2017 10:55:28 AM

REVISED SUBMISSION

General Fund (10)

2270 Instructional Staff Professional Development Services	<u>Elementary</u>	<u>Secondary</u>	<u>Federal</u>	<u>Total</u>
200 <u>Personnel Services – Employee Benefits</u>				
240 Tuition Reimbursement	780.00	1,293.66		2,073.66
Total Personnel Services – Employee Benefits	\$780.00	\$1,293.66		\$2,073.66
300 <u>Purchased Professional and Technical Services</u>				
324 Professional Educational Services – Employee Training and Development Services	3,583.54	2,364.92		5,948.46
Total Purchased Professional and Technical Services	\$3,583.54	\$2,364.92		\$5,948.46
500 <u>Other Purchased Services</u>				
580 Travel	49.49	578.58	1,640.42	2,268.49
Total Other Purchased Services	\$49.49	\$578.58	\$1,640.42	\$2,268.49
Total 2270 Instructional Staff Professional Development Services	\$4,413.03	\$4,237.16	\$1,640.42	\$10,290.61

LEA : 127040703 Ambridge Area SD

Printed 11/28/2017 10:55:28 AM

REVISED SUBMISSION

General Fund (10)

2290 Other Instructional Staff Services	<u>Elementary</u>	<u>Secondary</u>	<u>Federal</u>	<u>Total</u>
300 <u>Purchased Professional and Technical Services</u>				
340 Technical Services		1,750.00		1,750.00
Total Purchased Professional and Technical Services		\$1,750.00		\$1,750.00
700 <u>Property</u>				
756 Capitalized Technology Hardware and Equipment – Original		8,190.44		8,190.44
Total Property		\$8,190.44		\$8,190.44
Total 2290 Other Instructional Staff Services		\$9,940.44		\$9,940.44

LEA : 127040703 Ambridge Area SD

Printed 11/28/2017 10:55:28 AM

REVISED SUBMISSION

General Fund (10)				
2300 Support Services – Administration	<u>Elementary</u>	<u>Secondary</u>	<u>Federal</u>	<u>Total</u>
100 <u>Personnel Services – Salaries</u>				
100 Personnel Services – Salaries	353,932.14	473,368.29		1,102,793.17
Total Personnel Services – Salaries	\$353,932.14	\$473,368.29		\$1,102,793.17
200 <u>Personnel Services – Employee Benefits</u>				
210 Group Insurance – Contracted Provider	111,820.46	116,182.32		279,090.98
220 Social Security Contributions	27,130.30	35,942.35		90,436.09
230 PSERS Retirement Contributions	98,159.58	129,664.12		266,390.83
260 Workers' Compensation				7,018.00
Total Personnel Services – Employee Benefits	\$237,110.34	\$281,788.79		\$642,935.90
300 <u>Purchased Professional and Technical Services</u>				
310 Official / Administrative Services				198,515.05
329 Professional Educational Services – Other				481,734.74
330 Other Professional Services				182,843.37
Total Purchased Professional and Technical Services				\$863,093.16
500 <u>Other Purchased Services</u>				
520 Insurance – General				9,321.81
549 Other Advertising/Public Relations				7,226.11
550 Printing and Binding				8,691.23
580 Travel	1,884.37	85.32		2,373.41
Total Other Purchased Services	\$1,884.37	\$85.32		\$27,612.56
600 <u>Supplies</u>				
610 General Supplies	4,795.28	13,061.98		42,837.75
Total Supplies	\$4,795.28	\$13,061.98		\$42,837.75
800 <u>Other Objects</u>				
810 Dues and Fees	1,354.00	1,190.00		27,017.04
820 Claims and Judgments Against the LEA				114,601.28
Total Other Objects	\$1,354.00	\$1,190.00		\$141,618.32
Total 2300 Support Services – Administration	\$599,076.13	\$769,494.38		\$2,820,890.86

LEA : 127040703 Ambridge Area SD

Printed 11/28/2017 10:55:28 AM

REVISED SUBMISSION

General Fund (10)

2310 Board Services

	<u>Elementary</u>	<u>Secondary</u>	<u>Federal</u>	<u>Total</u>
100 <u>Personnel Services – Salaries</u>				
100 Personnel Services – Salaries				1,500.00
Total Personnel Services – Salaries				\$1,500.00
200 <u>Personnel Services – Employee Benefits</u>				
220 Social Security Contributions				114.75
230 PSERS Retirement Contributions				450.45
Total Personnel Services – Employee Benefits				\$565.20
500 <u>Other Purchased Services</u>				
520 Insurance – General				200.00
549 Other Advertising/Public Relations				7,226.11
580 Travel				21.72
Total Other Purchased Services				\$7,447.83
600 <u>Supplies</u>				
610 General Supplies				122.50
Total Supplies				\$122.50
800 <u>Other Objects</u>				
810 Dues and Fees				20,617.04
820 Claims and Judgments Against the LEA				114,601.28
Total Other Objects				\$135,218.32
Total 2310 Board Services				\$144,853.85

LEA : 127040703 Ambridge Area SD

Printed 11/28/2017 10:55:28 AM

REVISED SUBMISSION

General Fund (10)

2330 Tax Assessment and Collection Services				
	Elementary	Secondary	Federal	Total
200 <u>Personnel Services – Employee Benefits</u>				
210 Group Insurance – Contracted Provider				45.00
220 Social Security Contributions				6,319.12
260 Workers' Compensation				7,018.00
Total Personnel Services – Employee Benefits				\$13,382.12
300 <u>Purchased Professional and Technical Services</u>				
310 Official / Administrative Services				198,515.05
Total Purchased Professional and Technical Services				\$198,515.05
500 <u>Other Purchased Services</u>				
520 Insurance – General				9,121.81
550 Printing and Binding				8,691.23
Total Other Purchased Services				\$17,813.04
600 <u>Supplies</u>				
610 General Supplies				20,354.57
Total Supplies				\$20,354.57
Total 2330 Tax Assessment and Collection Services				\$250,064.78

LEA : 127040703 Ambridge Area SD

Printed 11/28/2017 10:55:28 AM

REVISED SUBMISSION

General Fund (10)

2350 Legal and Accounting Services

Elementary

Secondary

Federal

Total

300 Purchased Professional and Technical Services

330 Other Professional Services

182,843.37

Total Purchased Professional and Technical Services				\$182,843.37
Total 2350 Legal and Accounting Services				\$182,843.37

LEA : 127040703 Ambridge Area SD

Printed 11/28/2017 10:55:28 AM

REVISED SUBMISSION

General Fund (10)				
2360 Office of the Superintendent / Executive Director Services	<u>Elementary</u>	<u>Secondary</u>	<u>Federal</u>	<u>Total</u>
100 <u>Personnel Services – Salaries</u>				
100 Personnel Services – Salaries				273,992.74
Total Personnel Services – Salaries				\$273,992.74
200 <u>Personnel Services – Employee Benefits</u>				
210 Group Insurance – Contracted Provider				51,043.20
220 Social Security Contributions				20,929.57
230 PSERS Retirement Contributions				38,116.68
Total Personnel Services – Employee Benefits				\$110,089.45
300 <u>Purchased Professional and Technical Services</u>				
329 Professional Educational Services – Other				481,734.74
Total Purchased Professional and Technical Services				\$481,734.74
500 <u>Other Purchased Services</u>				
580 Travel				382.00
Total Other Purchased Services				\$382.00
600 <u>Supplies</u>				
610 General Supplies				4,503.42
Total Supplies				\$4,503.42
800 <u>Other Objects</u>				
810 Dues and Fees				2,356.00
Total Other Objects				\$2,356.00
Total 2360 Office of the Superintendent / Executive Director Services				\$873,058.35

LEA : 127040703 Ambridge Area SD

Printed 11/28/2017 10:55:28 AM

REVISED SUBMISSION

General Fund (10)				
2380 Office of the Principal Services	<u>Elementary</u>	<u>Secondary</u>	<u>Federal</u>	<u>Total</u>
100 <u>Personnel Services – Salaries</u>				
100 Personnel Services – Salaries	353,932.14	473,368.29		827,300.43
Total Personnel Services – Salaries	\$353,932.14	\$473,368.29		\$827,300.43
200 <u>Personnel Services – Employee Benefits</u>				
210 Group Insurance – Contracted Provider	111,820.46	116,182.32		228,002.78
220 Social Security Contributions	27,130.30	35,942.35		63,072.65
230 PSERS Retirement Contributions	98,159.58	129,664.12		227,823.70
Total Personnel Services – Employee Benefits	\$237,110.34	\$281,788.79		\$518,899.13
500 <u>Other Purchased Services</u>				
580 Travel	1,884.37	85.32		1,969.69
Total Other Purchased Services	\$1,884.37	\$85.32		\$1,969.69
600 <u>Supplies</u>				
610 General Supplies	4,795.28	13,061.98		17,857.26
Total Supplies	\$4,795.28	\$13,061.98		\$17,857.26
800 <u>Other Objects</u>				
810 Dues and Fees	1,354.00	1,190.00		2,544.00
Total Other Objects	\$1,354.00	\$1,190.00		\$2,544.00
Total 2380 Office of the Principal Services	\$599,076.13	\$769,494.38		\$1,368,570.51

LEA : 127040703 Ambridge Area SD

Printed 11/28/2017 10:55:28 AM

REVISED SUBMISSION

General Fund (10)				
2390 Other Administration Services	<u>Elementary</u>	<u>Secondary</u>	<u>Federal</u>	<u>Total</u>
800 <u>Other Objects</u>				
810 Dues and Fees				1,500.00
Total Other Objects				\$1,500.00
Total 2390 Other Administration Services				\$1,500.00

LEA : 127040703 Ambridge Area SD

Printed 11/28/2017 10:55:28 AM

REVISED SUBMISSION

General Fund (10)				
2400 Support Services – Pupil Health	<u>Elementary</u>	<u>Secondary</u>	<u>Federal</u>	<u>Total</u>
100 <u>Personnel Services – Salaries</u>				
100 Personnel Services – Salaries				242,162.25
Total Personnel Services – Salaries				\$242,162.25
200 <u>Personnel Services – Employee Benefits</u>				
210 Group Insurance – Contracted Provider				58,372.45
220 Social Security Contributions				18,113.59
230 PSERS Retirement Contributions				72,580.48
Total Personnel Services – Employee Benefits				\$149,066.52
300 <u>Purchased Professional and Technical Services</u>				
329 Professional Educational Services – Other			4,087.98	4,087.98
330 Other Professional Services				41,861.45
Total Purchased Professional and Technical Services			\$4,087.98	\$45,949.43
500 <u>Other Purchased Services</u>				
580 Travel				18.25
Total Other Purchased Services				\$18.25
600 <u>Supplies</u>				
610 General Supplies				3,589.97
Total Supplies				\$3,589.97
Total 2400 Support Services – Pupil Health			\$4,087.98	\$440,786.42

LEA : 127040703 Ambridge Area SD

Printed 11/28/2017 10:55:28 AM

REVISED SUBMISSION

General Fund (10)

2420 Medical Services

<u>Elementary</u>	<u>Secondary</u>	<u>Federal</u>	<u>Total</u>
-------------------	------------------	----------------	--------------

300 Purchased Professional and Technical Services

329 Professional Educational Services – Other		4,087.98	4,087.98
---	--	----------	----------

Total Purchased Professional and Technical Services		\$4,087.98	\$4,087.98
--	--	-------------------	-------------------

Total 2420 Medical Services		\$4,087.98	\$4,087.98
------------------------------------	--	-------------------	-------------------

LEA : 127040703 Ambridge Area SD

Printed 11/28/2017 10:55:28 AM

REVISED SUBMISSION

General Fund (10)

2440 Nursing Services

Elementary Secondary Federal Total

100 <u>Personnel Services – Salaries</u>				
100 Personnel Services – Salaries				242,162.25
Total Personnel Services – Salaries				\$242,162.25
200 <u>Personnel Services – Employee Benefits</u>				
210 Group Insurance – Contracted Provider				58,372.45
220 Social Security Contributions				18,113.59
230 PSERS Retirement Contributions				72,580.48
Total Personnel Services – Employee Benefits				\$149,066.52
300 <u>Purchased Professional and Technical Services</u>				
330 Other Professional Services				41,861.45
Total Purchased Professional and Technical Services				\$41,861.45
500 <u>Other Purchased Services</u>				
580 Travel				18.25
Total Other Purchased Services				\$18.25
600 <u>Supplies</u>				
610 General Supplies				3,589.97
Total Supplies				\$3,589.97
Total 2440 Nursing Services				\$436,698.44

LEA : 127040703 Ambridge Area SD

Printed 11/28/2017 10:55:28 AM

REVISED SUBMISSION

General Fund (10)				
2500 Support Services – Business				
	<u>Elementary</u>	<u>Secondary</u>	<u>Federal</u>	<u>Total</u>
100 <u>Personnel Services – Salaries</u>				
100 Personnel Services – Salaries				254,187.63
Total Personnel Services – Salaries				\$254,187.63
200 <u>Personnel Services – Employee Benefits</u>				
210 Group Insurance – Contracted Provider				39,801.79
220 Social Security Contributions				19,429.61
230 PSERS Retirement Contributions				69,747.58
Total Personnel Services – Employee Benefits				\$128,978.98
300 <u>Purchased Professional and Technical Services</u>				
329 Professional Educational Services – Other				4,400.00
330 Other Professional Services				40,649.00
Total Purchased Professional and Technical Services				\$45,049.00
400 <u>Purchased Property Services</u>				
430 Repairs and Maintenance Services				79,231.44
Total Purchased Property Services				\$79,231.44
500 <u>Other Purchased Services</u>				
530 Communications				1,709.25
580 Travel				572.60
Total Other Purchased Services				\$2,281.85
600 <u>Supplies</u>				
610 General Supplies				2,130.08
Total Supplies				\$2,130.08
800 <u>Other Objects</u>				
810 Dues and Fees				7,713.55
Total Other Objects				\$7,713.55
Total 2500 Support Services – Business				\$519,572.53

LEA : 127040703 Ambridge Area SD

Printed 11/28/2017 10:55:28 AM

REVISED SUBMISSION

General Fund (10)				
2510 Fiscal Services	<u>Elementary</u>	<u>Secondary</u>	<u>Federal</u>	<u>Total</u>
100 <u>Personnel Services – Salaries</u>				
100 Personnel Services – Salaries				254,187.63
Total Personnel Services – Salaries				\$254,187.63
200 <u>Personnel Services – Employee Benefits</u>				
210 Group Insurance – Contracted Provider				39,801.79
220 Social Security Contributions				19,429.61
230 PSERS Retirement Contributions				69,747.58
Total Personnel Services – Employee Benefits				\$128,978.98
300 <u>Purchased Professional and Technical Services</u>				
329 Professional Educational Services – Other				4,400.00
330 Other Professional Services				40,649.00
Total Purchased Professional and Technical Services				\$45,049.00
500 <u>Other Purchased Services</u>				
530 Communications				1,709.25
580 Travel				572.60
Total Other Purchased Services				\$2,281.85
600 <u>Supplies</u>				
610 General Supplies				2,130.08
Total Supplies				\$2,130.08
800 <u>Other Objects</u>				
810 Dues and Fees				7,713.55
Total Other Objects				\$7,713.55
Total 2510 Fiscal Services				\$440,341.09

LEA : 127040703 Ambridge Area SD

Printed 11/28/2017 10:55:28 AM

REVISED SUBMISSION

General Fund (10)				
2511 Supervision of Fiscal Services - Head of Component	<u>Elementary</u>	<u>Secondary</u>	<u>Federal</u>	<u>Total</u>
100 <u>Personnel Services – Salaries</u>				
100 Personnel Services – Salaries				211,237.51
Total Personnel Services – Salaries				\$211,237.51
200 <u>Personnel Services – Employee Benefits</u>				
210 Group Insurance – Contracted Provider				18,178.61
220 Social Security Contributions				16,852.95
230 PSERS Retirement Contributions				59,559.03
Total Personnel Services – Employee Benefits				\$94,590.59
300 <u>Purchased Professional and Technical Services</u>				
329 Professional Educational Services – Other				4,400.00
330 Other Professional Services				40,649.00
Total Purchased Professional and Technical Services				\$45,049.00
500 <u>Other Purchased Services</u>				
530 Communications				1,709.25
580 Travel				572.60
Total Other Purchased Services				\$2,281.85
600 <u>Supplies</u>				
610 General Supplies				2,130.08
Total Supplies				\$2,130.08
800 <u>Other Objects</u>				
810 Dues and Fees				7,713.55
Total Other Objects				\$7,713.55
Total 2511 Supervision of Fiscal Services - Head of Component				\$363,002.58

LEA : 127040703 Ambridge Area SD

Printed 11/28/2017 10:55:28 AM

REVISED SUBMISSION

General Fund (10)

2513 Receiving and Disbursing Funds Services	<u>Elementary</u>	<u>Secondary</u>	<u>Federal</u>	<u>Total</u>
100 <u>Personnel Services – Salaries</u>				
100 Personnel Services – Salaries				9,718.00
Total Personnel Services – Salaries				\$9,718.00
200 <u>Personnel Services – Employee Benefits</u>				
210 Group Insurance – Contracted Provider				1,001.06
220 Social Security Contributions				796.04
230 PSERS Retirement Contributions				3,124.85
Total Personnel Services – Employee Benefits				\$4,921.95
Total 2513 Receiving and Disbursing Funds Services				\$14,639.95

LEA : 127040703 Ambridge Area SD

Printed 11/28/2017 10:55:28 AM

REVISED SUBMISSION

General Fund (10)

2514 Payroll Services

Elementary Secondary Federal Total

100 <u>Personnel Services – Salaries</u>				
100 Personnel Services – Salaries				13,136.12
Total Personnel Services – Salaries				\$13,136.12
200 <u>Personnel Services – Employee Benefits</u>				
210 Group Insurance – Contracted Provider				19,621.06
220 Social Security Contributions				986.10
230 PSERS Retirement Contributions				3,944.78
Total Personnel Services – Employee Benefits				\$24,551.94
Total 2514 Payroll Services				\$37,688.06

LEA : 127040703 Ambridge Area SD

Printed 11/28/2017 10:55:28 AM

REVISED SUBMISSION

General Fund (10)

2515 Financial Accounting Services	<u>Elementary</u>	<u>Secondary</u>	<u>Federal</u>	<u>Total</u>
100 <u>Personnel Services – Salaries</u>				
100 Personnel Services – Salaries				20,096.00
Total Personnel Services – Salaries				\$20,096.00
200 <u>Personnel Services – Employee Benefits</u>				
210 Group Insurance – Contracted Provider				1,001.06
220 Social Security Contributions				794.52
230 PSERS Retirement Contributions				3,118.92
Total Personnel Services – Employee Benefits				\$4,914.50
Total 2515 Financial Accounting Services				\$25,010.50

LEA : 127040703 Ambridge Area SD

Printed 11/28/2017 10:55:28 AM

REVISED SUBMISSION

General Fund (10)

2540 Printing, Publishing and Duplicating Services	<u>Elementary</u>	<u>Secondary</u>	<u>Federal</u>	<u>Total</u>
400 <u>Purchased Property Services</u>				
430 Repairs and Maintenance Services				79,231.44
Total Purchased Property Services				\$79,231.44
Total 2540 Printing, Publishing and Duplicating Services				\$79,231.44

LEA : 127040703 Ambridge Area SD

Printed 11/28/2017 10:55:28 AM

REVIS
ED SUBMISSION

General Fund (10)				
2600 Operation and Maintenance of Plant Services	Elementary	Secondary	Federal	Total
100 <u>Personnel Services – Salaries</u>				
100 Personnel Services – Salaries				1,251,614.96
Total Personnel Services – Salaries				\$1,251,614.96
200 <u>Personnel Services – Employee Benefits</u>				
210 Group Insurance – Contracted Provider				265,973.86
220 Social Security Contributions				94,938.63
230 PSERS Retirement Contributions				359,482.61
Total Personnel Services – Employee Benefits				\$720,395.10
300 <u>Purchased Professional and Technical Services</u>				
329 Professional Educational Services – Other				87,253.97
350 Security / Safety Services				40,762.10
Total Purchased Professional and Technical Services				\$128,016.07
400 <u>Purchased Property Services</u>				
410 Cleaning Services				50,105.91
420 Utility Services				134,366.90
430 Repairs and Maintenance Services				214,121.02
440 Rentals				109,421.32
460 Extermination Services				14,544.00
Total Purchased Property Services				\$522,559.15
500 <u>Other Purchased Services</u>				
522 Automotive Liability Insurance				9,489.00
523 General Property and Liability Insurance				165,617.00
530 Communications				64,177.34
580 Travel				1,501.40
Total Other Purchased Services				\$240,784.74
600 <u>Supplies</u>				
610 General Supplies	54,963.01	89,207.93		144,170.94
620 Energy				871,846.73
Total Supplies	\$54,963.01	\$89,207.93		\$1,016,017.67
700 <u>Property</u>				
762 Capitalized Equipment - Replacement				49,389.44
Total Property				\$49,389.44
800 <u>Other Objects</u>				
810 Dues and Fees				20.00
Total Other Objects				\$20.00
Total 2600 Operation and Maintenance of Plant Services	\$54,963.01	\$89,207.93		\$3,928,797.13

LEA : 127040703 Ambridge Area SD

Printed 11/28/2017 10:55:28 AM

REVISED SUBMISSION

General Fund (10)

2610 Supervision of Operation and Maintenance of Plant Services	<u>Elementary</u>	<u>Secondary</u>	<u>Federal</u>	<u>Total</u>
100 <u>Personnel Services – Salaries</u>				
100 Personnel Services – Salaries				39,038.51
Total Personnel Services – Salaries				\$39,038.51
200 <u>Personnel Services – Employee Benefits</u>				
210 Group Insurance – Contracted Provider				9,554.09
220 Social Security Contributions				2,984.45
230 PSERS Retirement Contributions				11,723.25
Total Personnel Services – Employee Benefits				\$24,261.79
500 <u>Other Purchased Services</u>				
580 Travel				1,501.40
Total Other Purchased Services				\$1,501.40
Total 2610 Supervision of Operation and Maintenance of Plant Services				\$64,801.70

LEA : 127040703 Ambridge Area SD

Printed 11/28/2017 10:55:28 AM

REVISED SUBMISSION

General Fund (10)

2611 Supervision of Operation and Maintenance of Plant Services – Head of Component	<u>Elementary</u>	<u>Secondary</u>	<u>Federal</u>	<u>Total</u>
100 <u>Personnel Services – Salaries</u>				
100 Personnel Services – Salaries				39,038.51
Total Personnel Services – Salaries				\$39,038.51
200 <u>Personnel Services – Employee Benefits</u>				
210 Group Insurance – Contracted Provider				9,554.09
220 Social Security Contributions				2,984.45
230 PSERS Retirement Contributions				11,723.25
Total Personnel Services – Employee Benefits				\$24,261.79
500 <u>Other Purchased Services</u>				
580 Travel				1,501.40
Total Other Purchased Services				\$1,501.40
Total 2611 Supervision of Operation and Maintenance of Plant Services – Head of Component				\$64,801.70

LEA : 127040703 Ambridge Area SD

Printed 11/28/2017 10:55:28 AM

REVISED SUBMISSION

General Fund (10)				
2620 Operation of Buildings Services	<u>Elementary</u>	<u>Secondary</u>	<u>Federal</u>	<u>Total</u>
100 <u>Personnel Services – Salaries</u>				
100 Personnel Services – Salaries				1,173,164.68
Total Personnel Services – Salaries				\$1,173,164.68
200 <u>Personnel Services – Employee Benefits</u>				
210 Group Insurance – Contracted Provider				251,736.01
220 Social Security Contributions				88,939.18
230 PSERS Retirement Contributions				335,923.95
Total Personnel Services – Employee Benefits				\$676,599.14
300 <u>Purchased Professional and Technical Services</u>				
329 Professional Educational Services – Other				87,253.97
Total Purchased Professional and Technical Services				\$87,253.97
400 <u>Purchased Property Services</u>				
410 Cleaning Services				50,105.91
420 Utility Services				134,366.90
430 Repairs and Maintenance Services				169,159.30
440 Rentals				105,682.50
460 Extermination Services				14,544.00
Total Purchased Property Services				\$473,858.61
500 <u>Other Purchased Services</u>				
522 Automotive Liability Insurance				9,489.00
523 General Property and Liability Insurance				165,617.00
530 Communications				64,177.34
Total Other Purchased Services				\$239,283.34
600 <u>Supplies</u>				
610 General Supplies	49,467.26	83,712.19		133,179.45
620 Energy				871,442.58
Total Supplies	\$49,467.26	\$83,712.19		\$1,004,622.03
800 <u>Other Objects</u>				
810 Dues and Fees				20.00
Total Other Objects				\$20.00
Total 2620 Operation of Buildings Services	\$49,467.26	\$83,712.19		\$3,654,801.77

LEA : 127040703 Ambridge Area SD

Printed 11/28/2017 10:55:28 AM

REVISED SUBMISSION

General Fund (10)				
2630 Care and Upkeep of Grounds Services	<u>Elementary</u>	<u>Secondary</u>	<u>Federal</u>	<u>Total</u>
200 <u>Personnel Services – Employee Benefits</u>				
210 Group Insurance – Contracted Provider				4,608.39
Total Personnel Services – Employee Benefits				\$4,608.39
400 <u>Purchased Property Services</u>				
430 Repairs and Maintenance Services				9,204.81
440 Rentals				3,738.82
Total Purchased Property Services				\$12,943.63
600 <u>Supplies</u>				
610 General Supplies	5,495.75	5,495.74		10,991.49
Total Supplies	\$5,495.75	\$5,495.74		\$10,991.49
Total 2630 Care and Upkeep of Grounds Services	\$5,495.75	\$5,495.74		\$28,543.51

LEA : 127040703 Ambridge Area SD

Printed 11/28/2017 10:55:28 AM

REVISED SUBMISSION

General Fund (10)

2640 Care and Upkeep of Equipment Services	<u>Elementary</u>	<u>Secondary</u>	<u>Federal</u>	<u>Total</u>
400 <u>Purchased Property Services</u>				
430 Repairs and Maintenance Services				22,881.28
Total Purchased Property Services				\$22,881.28
Total 2640 Care and Upkeep of Equipment Services				\$22,881.28

LEA : 127040703 Ambridge Area SD

Printed 11/28/2017 10:55:28 AM

REVISED SUBMISSION

General Fund (10)

2650 Vehicle Operation and Maintenance Services (Other Than Student Transportation Vehicles)	<u>Elementary</u>	<u>Secondary</u>	<u>Federal</u>	<u>Total</u>
400 <u>Purchased Property Services</u>				
430 Repairs and Maintenance Services				12,875.63
Total Purchased Property Services				\$12,875.63
600 <u>Supplies</u>				
620 Energy				404.15
Total Supplies				\$404.15
700 <u>Property</u>				
762 Capitalized Equipment - Replacement				49,389.44
Total Property				\$49,389.44
Total 2650 Vehicle Operation and Maintenance Services (Other Than Student Transportation Vehicles)				\$62,669.22

LEA : 127040703 Ambridge Area SD

Printed 11/28/2017 10:55:28 AM

REVISED SUBMISSION

General Fund (10)

2660 Safety and Security Services	<u>Elementary</u>	<u>Secondary</u>	<u>Federal</u>	<u>Total</u>
100 <u>Personnel Services – Salaries</u>				
100 Personnel Services – Salaries				39,411.77
Total Personnel Services – Salaries				\$39,411.77
200 <u>Personnel Services – Employee Benefits</u>				
210 Group Insurance – Contracted Provider				75.37
220 Social Security Contributions				3,015.00
230 PSERS Retirement Contributions				11,835.41
Total Personnel Services – Employee Benefits				\$14,925.78
300 <u>Purchased Professional and Technical Services</u>				
350 Security / Safety Services				40,762.10
Total Purchased Professional and Technical Services				\$40,762.10
Total 2660 Safety and Security Services				\$95,099.65

LEA : 127040703 Ambridge Area SD

Printed 11/28/2017 10:55:28 AM

REVISED SUBMISSION

General Fund (10)

2700 Student Transportation Services	<u>Elementary</u>	<u>Secondary</u>	<u>Federal</u>	<u>Total</u>
500 <u>Other Purchased Services</u>				
513 Contracted Carriers				2,633,078.14
516 Student Transportation Services From the IU				17,301.21
Total Other Purchased Services				\$2,650,379.35
Total 2700 Student Transportation Services				\$2,650,379.35

Page 91

LEA : 127040703 Ambridge Area SD

Printed 11/28/2017 10:55:28 AM

REVISED SUBMISSION

General Fund (10)

2800 Support Services – Central	<u>Elementary</u>	<u>Secondary</u>	<u>Federal</u>	<u>Total</u>
100 <u>Personnel Services – Salaries</u>				
100 Personnel Services – Salaries				93,923.14
Total Personnel Services – Salaries				\$93,923.14
200 <u>Personnel Services – Employee Benefits</u>				
210 Group Insurance – Contracted Provider				20,233.43
220 Social Security Contributions				7,173.43
230 PSERS Retirement Contributions				26,442.28
Total Personnel Services – Employee Benefits				\$53,849.14
300 <u>Purchased Professional and Technical Services</u>				
329 Professional Educational Services – Other				42,375.95
Total Purchased Professional and Technical Services				\$42,375.95
400 <u>Purchased Property Services</u>				
430 Repairs and Maintenance Services				170,951.53
Total Purchased Property Services				\$170,951.53
500 <u>Other Purchased Services</u>				
580 Travel				2,806.91
Total Other Purchased Services				\$2,806.91
600 <u>Supplies</u>				
610 General Supplies				30,969.82
Total Supplies				\$30,969.82
700 <u>Property</u>				
756 Capitalized Technology Hardware and Equipment – Original				74,135.35
766 Capitalized Technology Hardware and Equipment – Replacement				31,826.30
Total Property				\$105,961.65
Total 2800 Support Services – Central				\$500,838.14

LEA : 127040703 Ambridge Area SD

Printed 11/28/2017 10:55:28 AM

REVISED SUBMISSION

General Fund (10)

2810 Planning, Research, Development and Evaluation Services	<u>Elementary</u>	<u>Secondary</u>	<u>Federal</u>	<u>Total</u>
100 <u>Personnel Services – Salaries</u>				
100 Personnel Services – Salaries				93,923.14
Total Personnel Services – Salaries				\$93,923.14
200 <u>Personnel Services – Employee Benefits</u>				
210 Group Insurance – Contracted Provider				20,233.43
220 Social Security Contributions				7,173.43
230 PSERS Retirement Contributions				26,442.28
Total Personnel Services – Employee Benefits				\$53,849.14
300 <u>Purchased Professional and Technical Services</u>				
329 Professional Educational Services – Other				42,375.95
Total Purchased Professional and Technical Services				\$42,375.95
400 <u>Purchased Property Services</u>				
430 Repairs and Maintenance Services				170,951.53
Total Purchased Property Services				\$170,951.53
500 <u>Other Purchased Services</u>				
580 Travel				2,806.91
Total Other Purchased Services				\$2,806.91
600 <u>Supplies</u>				
610 General Supplies				30,969.82
Total Supplies				\$30,969.82
700 <u>Property</u>				
756 Capitalized Technology Hardware and Equipment – Original				74,135.35
766 Capitalized Technology Hardware and Equipment – Replacement				31,826.30
Total Property				\$105,961.65
Total 2810 Planning, Research, Development and Evaluation Services				\$500,838.14

LEA : 127040703 Ambridge Area SD

Printed 11/28/2017 10:55:28 AM

REVISED SUBMISSION

General Fund (10)

2900 Other Support Services

Elementary

Secondary

Federal

Total

500 Other Purchased Services

595 IU Payments By Withholding

20,304.92

Total Other Purchased Services				\$20,304.92
Total 2900 Other Support Services				\$20,304.92

LEA : 127040703 Ambridge Area SD

Printed 11/28/2017 10:55:28 AM

REVISED SUBMISSION

General Fund (10)

2910 Support Services Not Listed Elsewhere In the 2000 Series

Elementary Secondary Federal Total

500 <u>Other Purchased Services</u>				
595 IU Payments By Withholding				20,304.92
Total Other Purchased Services				\$20,304.92
Total 2910 Support Services Not Listed Elsewhere In the 2000 Series				\$20,304.92

LEA : 127040703 Ambridge Area SD

Printed 11/28/2017 10:55:31 AM

REVISED SUBMISSION

General Fund (10)	
3000 Operation of Non-Instructional Services	<u>Total</u>
100 <u>Personnel Services – Salaries</u>	
100 Personnel Services – Salaries	361,851.33
Total Personnel Services – Salaries	\$361,851.33
200 <u>Personnel Services – Employee Benefits</u>	
210 Group Insurance – Contracted Provider	17,844.40
220 Social Security Contributions	27,875.80
230 PSERS Retirement Contributions	95,131.05
Total Personnel Services – Employee Benefits	\$140,851.25
300 <u>Purchased Professional and Technical Services</u>	
329 Professional Educational Services – Other	6,600.00
330 Other Professional Services	80,338.05
350 Security / Safety Services	11,055.00
390 Other Purchased Professional and Technical Services	23,904.74
Total Purchased Professional and Technical Services	\$121,897.79
400 <u>Purchased Property Services</u>	
430 Repairs and Maintenance Services	13,698.26
Total Purchased Property Services	\$13,698.26
500 <u>Other Purchased Services</u>	
510 Student Transportation Services	53,086.09
520 Insurance – General	10,915.00
580 Travel	9,462.64
Total Other Purchased Services	\$73,463.73
600 <u>Supplies</u>	
610 General Supplies	79,544.49
Total Supplies	\$79,544.49
700 <u>Property</u>	
752 Capital Equipment – Original and Additional	288.00
Total Property	\$288.00
800 <u>Other Objects</u>	
810 Dues and Fees	12,253.90
860 Grants To Municipal and Community Service Organizations	13,500.00
Total Other Objects	\$25,753.90
Total 3000 Operation of Non-Instructional Services	\$817,348.75

LEA : 127040703 Ambridge Area SD

Printed 11/28/2017 10:55:31 AM

REVISED SUBMISSION

General Fund (10)				
3200 Student Activities	Elementary	Secondary	Federal	Total
100 <u>Personnel Services – Salaries</u>				
100 Personnel Services – Salaries				334,520.96
Total Personnel Services – Salaries				\$334,520.96
200 <u>Personnel Services – Employee Benefits</u>				
210 Group Insurance – Contracted Provider				17,844.40
220 Social Security Contributions				25,522.10
230 PSERS Retirement Contributions				88,828.41
Total Personnel Services – Employee Benefits				\$132,194.91
300 <u>Purchased Professional and Technical Services</u>				
329 Professional Educational Services – Other				6,600.00
330 Other Professional Services				80,338.05
350 Security / Safety Services				11,055.00
Total Purchased Professional and Technical Services				\$97,993.05
400 <u>Purchased Property Services</u>				
430 Repairs and Maintenance Services				13,698.26
Total Purchased Property Services				\$13,698.26
500 <u>Other Purchased Services</u>				
510 Student Transportation Services				53,086.09
520 Insurance – General				10,915.00
580 Travel				9,462.64
Total Other Purchased Services				\$73,463.73
600 <u>Supplies</u>				
610 General Supplies				78,324.76
Total Supplies				\$78,324.76
700 <u>Property</u>				
752 Capital Equipment – Original and Additional				288.00
Total Property				\$288.00
800 <u>Other Objects</u>				
810 Dues and Fees				12,253.90
Total Other Objects				\$12,253.90
Total 3200 Student Activities				\$742,737.57

LEA : 127040703 Ambridge Area SD

Printed 11/28/2017 10:55:31 AM

REVISED SUBMISSION

General Fund (10)				
3300 Community Services	<u>Elementary</u>	<u>Secondary</u>	<u>Federal</u>	<u>Total</u>
100 <u>Personnel Services – Salaries</u>				
100 Personnel Services – Salaries				27,330.37
Total Personnel Services – Salaries				\$27,330.37
200 <u>Personnel Services – Employee Benefits</u>				
220 Social Security Contributions				2,353.70
230 PSERS Retirement Contributions				6,302.64
Total Personnel Services – Employee Benefits				\$8,656.34
300 <u>Purchased Professional and Technical Services</u>				
390 Other Purchased Professional and Technical Services				23,904.74
Total Purchased Professional and Technical Services				\$23,904.74
600 <u>Supplies</u>				
610 General Supplies			1,219.73	1,219.73
Total Supplies			\$1,219.73	\$1,219.73
800 <u>Other Objects</u>				
860 Grants To Municipal and Community Service Organizations				13,500.00
Total Other Objects				\$13,500.00
Total 3300 Community Services			\$1,219.73	\$74,611.18

LEA : 127040703 Ambridge Area SD

Printed 11/28/2017 10:55:33 AM

REVISED SUBMISSION

General Fund (10)

5000 Other Expenditures and Financing Uses

Total

800 Other Objects

830 Interest	2,337,901.17
880 Refunds of Prior Years' Receipts	68,290.84

Total Other Objects	\$2,406,192.01
----------------------------	-----------------------

900 Other Uses of Funds

910 Redemption of Principal	2,834,081.36
939 Other Fund Transfers	750,680.10

Total Other Uses of Funds	\$3,584,761.46
----------------------------------	-----------------------

Total 5000 Other Expenditures and Financing Uses	\$5,990,953.47
---	-----------------------

LEA : 127040703 Ambridge Area SD

Printed 11/28/2017 10:55:33 AM

REVISED SUBMISSION

General Fund (10)

5100 Debt Service / Other Expenditures and Financing Uses	<u>Elementary</u>	<u>Secondary</u>	<u>Federal</u>	<u>Total</u>
800 <u>Other Objects</u>				
830 Interest				2,337,901.17
880 Refunds of Prior Years' Receipts				68,290.84
Total Other Objects				\$2,406,192.01
900 <u>Other Uses of Funds</u>				
910 Redemption of Principal				2,834,081.36
Total Other Uses of Funds				\$2,834,081.36
Total 5100 Debt Service / Other Expenditures and Financing Uses				\$5,240,273.37

LEA : 127040703 Ambridge Area SD

Printed 11/28/2017 10:55:33 AM

REVISED SUBMISSION

General Fund (10)				
5110 Debt Service	<u>Elementary</u>	<u>Secondary</u>	<u>Federal</u>	<u>Total</u>
800 <u>Other Objects</u>				
830 Interest				2,337,901.17
Total Other Objects				\$2,337,901.17
900 <u>Other Uses of Funds</u>				
910 Redemption of Principal				2,834,081.36
Total Other Uses of Funds				\$2,834,081.36
Total 5110 Debt Service				\$5,171,982.53

LEA : 127040703 Ambridge Area SD

Printed 11/28/2017 10:55:33 AM

REVISED SUBMISSION

General Fund (10)

5130 Refund of Prior Year Revenues / Receipts	<u>Elementary</u>	<u>Secondary</u>	<u>Federal</u>	<u>Total</u>
800 <u>Other Objects</u>				
880 Refunds of Prior Years' Receipts				68,290.84
Total Other Objects				\$68,290.84
Total 5130 Refund of Prior Year Revenues / Receipts				\$68,290.84

LEA : 127040703 Ambridge Area SD

Printed 11/28/2017 10:55:33 AM

REVISED SUBMISSION

General Fund (10)

5200 Interfund Transfers – Out	<u>Elementary</u>	<u>Secondary</u>	<u>Federal</u>	<u>Total</u>
900 <u>Other Uses of Funds</u>				
939 Other Fund Transfers				750,680.10
Total Other Uses of Funds				\$750,680.10
Total 5200 Interfund Transfers – Out				\$750,680.10

LEA : 127040703 Ambridge Area SD

Printed 11/28/2017 10:55:33 AM

REVISED SUBMISSION

General Fund (10)

5230 Capital Projects Fund Transfers	<u>Elementary</u>	<u>Secondary</u>	<u>Federal</u>	<u>Total</u>
900 <u>Other Uses of Funds</u>				
939 Other Fund Transfers				750,680.10
Total Other Uses of Funds				\$750,680.10
Total 5230 Capital Projects Fund Transfers				\$750,680.10

LEA : 127040703 Ambridge Area SD

Printed 11/28/2017 10:55:32 AM

REVISED SUBMISSION

Other Capital Projects Fund (39)

4000 Facilities Acquisition, Construction and Improvement Services

Total

400 Purchased Property Services

430 Repairs and Maintenance Services

5,170,878.00

Total Purchased Property Services	\$5,170,878.00
Total 4000 Facilities Acquisition, Construction and Improvement Services	\$5,170,878.00

LEA : 127040703 Ambridge Area SD

Printed 11/28/2017 10:55:32 AM

REVISED SUBMISSION

Other Capital Projects Fund (39)				
4600 Existing Building Improvement Services	<u>Elementary</u>	<u>Secondary</u>	<u>Federal</u>	<u>Total</u>
400 <u>Purchased Property Services</u>				
430 Repairs and Maintenance Services				5,170,878.00
Total Purchased Property Services				\$5,170,878.00
Total 4600 Existing Building Improvement Services				\$5,170,878.00

LEA : 127040703 Ambridge Area SD

Printed 11/28/2017 10:55:34 AM

REVISED SUBMISSION

Other Capital Projects Fund (39)

5000 Other Expenditures and Financing Uses

Total

800 <u>Other Objects</u>	
830 Interest	54,505.00
Total Other Objects	\$54,505.00
900 <u>Other Uses of Funds</u>	
910 Redemption of Principal	480,000.00
Total Other Uses of Funds	\$480,000.00
Total 5000 Other Expenditures and Financing Uses	\$534,505.00

LEA : 127040703 Ambridge Area SD

Printed 11/28/2017 10:55:34 AM

REVISED SUBMISSION

Other Capital Projects Fund (39)

5100 Debt Service / Other Expenditures and Financing Uses	<u>Elementary</u>	<u>Secondary</u>	<u>Federal</u>	<u>Total</u>
800 <u>Other Objects</u>				
830 Interest				54,505.00
Total Other Objects				\$54,505.00
900 <u>Other Uses of Funds</u>				
910 Redemption of Principal				480,000.00
Total Other Uses of Funds				\$480,000.00
Total 5100 Debt Service / Other Expenditures and Financing Uses				\$534,505.00

LEA : 127040703 Ambridge Area SD

Printed 11/28/2017 10:55:34 AM

REVISED SUBMISSION

Other Capital Projects Fund (39)

5110 Debt Service	<u>Elementary</u>	<u>Secondary</u>	<u>Federal</u>	<u>Total</u>
800 <u>Other Objects</u>				
830 Interest				54,505.00
Total Other Objects				\$54,505.00
900 <u>Other Uses of Funds</u>				
910 Redemption of Principal				480,000.00
Total Other Uses of Funds				\$480,000.00
Total 5110 Debt Service				\$534,505.00

LEA : 127040703 Ambridge Area SD

Printed 11/28/2017 10:55:30 AM

REVISED SUBMISSION

Debt Service Fund (40)		
2000 Support Services		<u>Total</u>
800 <u>Other Objects</u>		
810 Dues and Fees		277,442.83
Total Other Objects		\$277,442.83
Total 2000 Support Services		\$277,442.83

LEA : 127040703 Ambridge Area SD

Printed 11/28/2017 10:55:30 AM

REVISED SUBMISSION

Debt Service Fund (40)				
2300 Support Services – Administration	<u>Elementary</u>	<u>Secondary</u>	<u>Federal</u>	<u>Total</u>
800 <u>Other Objects</u>				
810 Dues and Fees				277,442.83
Total Other Objects				\$277,442.83
Total 2300 Support Services – Administration				\$277,442.83

LEA : 127040703 Ambridge Area SD

Printed 11/28/2017 10:55:30 AM

REVISED SUBMISSION

Debt Service Fund (40)				
2390 Other Administration Services	<u>Elementary</u>	<u>Secondary</u>	<u>Federal</u>	<u>Total</u>
800 <u>Other Objects</u>				
810 Dues and Fees				277,442.83
Total Other Objects				\$277,442.83
Total 2390 Other Administration Services				\$277,442.83

LEA : 127040703 Ambridge Area SD

Printed 11/28/2017 10:55:35 AM

REVISED SUBMISSION

Debt Service Fund (40)

5000 Other Expenditures and Financing Uses

Total

800 <u>Other Objects</u>	
830 Interest	194,183.75
Total Other Objects	\$194,183.75
900 <u>Other Uses of Funds</u>	
910 Redemption of Principal	9,995,000.00
939 Other Fund Transfers	5,003,017.00
990 Miscellaneous Other Uses of Funds	209,272.35
Total Other Uses of Funds	\$15,207,289.35
Total 5000 Other Expenditures and Financing Uses	\$15,401,473.10

LEA : 127040703 Ambridge Area SD

Printed 11/28/2017 10:55:35 AM

REVISED SUBMISSION

Debt Service Fund (40)

5100 Debt Service / Other Expenditures and Financing Uses	<u>Elementary</u>	<u>Secondary</u>	<u>Federal</u>	<u>Total</u>
800 <u>Other Objects</u>				
830 Interest				194,183.75
Total Other Objects				\$194,183.75
900 <u>Other Uses of Funds</u>				
910 Redemption of Principal				9,995,000.00
990 Miscellaneous Other Uses of Funds				209,272.35
Total Other Uses of Funds				\$10,204,272.35
Total 5100 Debt Service / Other Expenditures and Financing Uses				\$10,398,456.10

LEA : 127040703 Ambridge Area SD

Printed 11/28/2017 10:55:35 AM

REVISED SUBMISSION

Debt Service Fund (40)

5120 Debt Service – Refunded Bonds	<u>Elementary</u>	<u>Secondary</u>	<u>Federal</u>	<u>Total</u>
800 <u>Other Objects</u>				
830 Interest				194,183.75
Total Other Objects				\$194,183.75
900 <u>Other Uses of Funds</u>				
910 Redemption of Principal				9,995,000.00
Total Other Uses of Funds				\$9,995,000.00
Total 5120 Debt Service – Refunded Bonds				\$10,189,183.75

LEA : 127040703 Ambridge Area SD

Printed 11/28/2017 10:55:35 AM

REVISED SUBMISSION

Debt Service Fund (40)

5150 Bond Discounts

Elementary Secondary Federal Total

900 Other Uses of Funds

990 Miscellaneous Other Uses of Funds 209,272.35

Total Other Uses of Funds \$209,272.35

Total 5150 Bond Discounts \$209,272.35

LEA : 127040703 Ambridge Area SD

Printed 11/28/2017 10:55:35 AM

REVISED SUBMISSION

Debt Service Fund (40)

5200 Interfund Transfers – Out

Elementary

Secondary

Federal

Total

900 Other Uses of Funds

939 Other Fund Transfers

5,003,017.00

Total Other Uses of Funds				\$5,003,017.00
Total 5200 Interfund Transfers – Out				\$5,003,017.00

LEA : 127040703 Ambridge Area SD

Printed 11/28/2017 10:55:35 AM

REVISED SUBMISSION

Debt Service Fund (40)

5230 Capital Projects Fund Transfers

Elementary

Secondary

Federal

Total

900 Other Uses of Funds

939 Other Fund Transfers

5,003,017.00

Total Other Uses of Funds				\$5,003,017.00
Total 5230 Capital Projects Fund Transfers				\$5,003,017.00

LEA : 127040703 Ambridge Area SD

Printed 11/28/2017 10:55:37 AM

REVISED SUBMISSION

	<u>General Fund(10)</u>	<u>Public Purpose Trust(27)</u>	<u>Other Compt Approved</u> <u>(28)</u>	<u>Athletic / Activity(29)</u>	<u>Capital Reserve (690.</u> <u>1850)(31)</u>
1000 <u>Instruction</u>					
1100 Regular Programs - Elementary / Secondary	19,104,422.88				
1200 Special Programs - Elementary / Secondary	7,247,103.13				
1300 Vocational Education	373,250.81				
1400 Other Instructional Programs - Elementary / Secondary	152,400.88				
1500 Nonpublic School Programs	24,538.96				
1800 Pre-Kindergarten	328,940.26				
Total Instruction	\$27,230,656.92				
2000 <u>Support Services</u>					
2100 Support Services - Students	837,953.41				
2200 Support Services - Instructional Staff	81,648.18				
2300 Support Services - Administration	2,820,890.86				
2400 Support Services - Pupil Health	440,786.42				
2500 Support Services - Business	519,572.53				
2600 Operation and Maintenance of Plant Services	3,928,797.13				
2700 Student Transportation Services	2,650,379.35				
2800 Support Services - Central	500,838.14				
2900 Other Support Services	20,304.92				
Total Support Services	\$11,801,170.94				
3000 <u>Operation of Non-Instructional Services</u>					
3200 Student Activities	742,737.57				
3300 Community Services	74,611.18				
Total Operation of Non-Instructional Services	\$817,348.75				
4000 <u>Facilities Acquisition, Construction and Improvement Services</u>					
4600 Existing Building Improvement Services					
Total Facilities Acquisition, Construction and Improvement Services					
5000 <u>Other Expenditures and Financing Uses</u>					
5100 Debt Service / Other Expenditures and Financing Uses	5,240,273.37				
5200 Interfund Transfers - Out	750,680.10				
Total Other Expenditures and Financing Uses	\$5,990,953.47				
TOTAL ACTUAL EXPENDITURES & OTHER FINANCING USES	\$45,840,130.08				

LEA : 127040703 Ambridge Area SD

Printed 11/28/2017 10:55:37 AM

REVISED SUBMISSION

	<u>Capital Reserve (1431)(32)</u>	<u>Other Capital Projects Fund(39)</u>	<u>Debt Service(40)</u>	<u>Permanent(90)</u>	<u>Total</u>
1000 <u>Instruction</u>					
1100 Regular Programs - Elementary / Secondary					19,104,422.88
1200 Special Programs - Elementary / Secondary					7,247,103.13
1300 Vocational Education					373,250.81
1400 Other Instructional Programs - Elementary / Secondary					152,400.88
1500 Nonpublic School Programs					24,538.96
1800 Pre-Kindergarten					328,940.26
Total Instruction					\$27,230,656.92
2000 <u>Support Services</u>					
2100 Support Services - Students					837,953.41
2200 Support Services - Instructional Staff					81,648.18
2300 Support Services - Administration			277,442.83		3,098,333.69
2400 Support Services - Pupil Health					440,786.42
2500 Support Services - Business					519,572.53
2600 Operation and Maintenance of Plant Services					3,928,797.13
2700 Student Transportation Services					2,650,379.35
2800 Support Services - Central					500,838.14
2900 Other Support Services					20,304.92
Total Support Services			\$277,442.83		\$12,078,613.77
3000 <u>Operation of Non-Instructional Services</u>					
3200 Student Activities					742,737.57
3300 Community Services					74,611.18
Total Operation of Non-Instructional Services					\$817,348.75
4000 <u>Facilities Acquisition, Construction and Improvement Services</u>					
4600 Existing Building Improvement Services		5,170,878.00			5,170,878.00
Total Facilities Acquisition, Construction and Improvement Services		\$5,170,878.00			\$5,170,878.00
5000 <u>Other Expenditures and Financing Uses</u>					
5100 Debt Service / Other Expenditures and Financing Uses		534,505.00	10,398,456.10		16,173,234.47
5200 Interfund Transfers - Out			5,003,017.00		5,753,697.10
Total Other Expenditures and Financing Uses		\$534,505.00	\$15,401,473.10		\$21,926,931.57
TOTAL ACTUAL EXPENDITURES & OTHER FINANCING USES		\$5,705,383.00	\$15,678,915.93		\$67,224,429.01

LEA : 127040703 Ambridge Area SD

Printed 11/28/2017 10:55:43 AM

REVISED SUBMISSION

PSERS Salary Data (Salary Data should relate to the General Fund only)

Amount	Description	Amount
	Total Salary Base for salaries subject to PSERS withholding	15,343,447.30
	Total Federally Funded salaries subject to PSERS withholding	664,850.20

Title I Expenditure Data

Amount	Description	Amount
	Expenditures Funded with Current Title I Funds	677,736.00
	Expenditures Funded with Carry over Title I Funds	
Total	Title I Expenditure Data	\$677,736.00

Title I ARRA Amount

Amount	Description	Amount
	Portion of Total Title I Expenditures funded with ARRA Title I	

Benefits for Staff Relative to Collective Bargaining Agreements

	OBJECT	COVERED	NOT COVERED	TOTAL
10 General Fund	No Self Insurance data to report			
	211 Medical Insurance	3,026,353.05	157,494.00	3,183,847.05
	212 Dental Insurance	153,026.64	9,129.54	162,156.18
	215 Eye Care Insurance	6,034.60	457.25	6,491.85
	216 Prescription Insurance			
	271 Self-Insurance Medical Benefits			
	272 Self-Insurance Dental Benefits			
	275 Self-Insurance Eye Care Benefits			
	276 Self-Insurance Prescription Benefits			
	FUND TOTAL	\$3,185,414.29	\$167,080.79	\$3,352,495.08
50 Enterprise Fund	No Self Insurance data to report			
	211 Medical Insurance		12,841.55	12,841.55
	212 Dental Insurance			
	215 Eye Care Insurance			
	216 Prescription Insurance			
	271 Self-Insurance Medical Benefits			
	272 Self-Insurance Dental Benefits			
	275 Self-Insurance Eye Care Benefits			
	276 Self-Insurance Prescription Benefits			
	FUND TOTAL		\$12,841.55	\$12,841.55
60 Internal Service Fund	No Self Insurance data to report			
	211 Medical Insurance			
	212 Dental Insurance			
	215 Eye Care Insurance			
	216 Prescription Insurance			
	271 Self-Insurance Medical Benefits			
	272 Self-Insurance Dental Benefits			
	275 Self-Insurance Eye Care Benefits			
	276 Self-Insurance Prescription Benefits			
	FUND TOTAL			
Total of All Funds		\$3,185,414.29	\$179,922.34	\$3,365,336.63

LEA : 127040703 Ambridge Area SD

Printed 11/28/2017 10:55:44 AM

REVISED SUBMISSION

Function	Special Education (Prior Year)	Nonspecial Education (Prior Year)	Total (Prior Year)	Special Education (Current Year)	Nonspecial Education (Current Year)	Total (Current Year)
2120 Guidance Services	40,862.93	214,530.37	255,393.30	51,143.80	237,598.10	288,741.90
2140 Psychological Services	146,205.64		146,205.64	172,422.24		172,422.24
2150 Speech Pathology and Audiology Services	270.00		270.00	2,960.38		2,960.38
2160 Social Work Services						
2260 Instruction and Curriculum Development Services						
2350 Legal and Accounting Services	14,038.90	108,985.74	123,024.64	32,386.38	150,456.99	182,843.37
2420 Medical Services						
2440 Nursing Services	45,476.96	349,974.90	395,451.86	70,085.36	325,594.69	395,680.05
2700 Student Transportation Services	606,444.32	2,030,270.10	2,636,714.42	443,013.24	2,058,101.11	2,501,114.35
Total	\$853,298.75	\$2,703,761.11	\$3,557,059.86	\$772,011.40	\$2,771,750.89	\$3,543,762.29

LEA : 127040703 Ambridge Area SD

Printed 11/28/2017 10:55:45 AM

REVISED SUBMISSION

(PRINCIPAL AMOUNTS ONLY)

GOVERNMENTAL FUNDS/ ACTIVITIES

	Short-Term Borrowing	General Obligation Bonds/Notes	Authority Building Obligations	Other Long-Term Debt	Other Post- Employment Benefits (OPEB)	Compensated Absences	Net Pension Liability	Total
1. Debt at Beginning of Fiscal Year		72,545,000.00		472,484.00	1,052,058.00	761,370.00	50,636,000.00	125,466,912.00
2. Additional Debt Incurred During Year		15,590,000.00			47,863.00	30,485.00	6,404,000.00	22,072,348.00
3. Retirements and Repayments		13,220,000.00		159,283.79				13,379,283.79
4. Debt at End of Fiscal Year		74,915,000.00		313,200.21	1,099,921.00	791,855.00	57,040,000.00	134,159,976.21
5. Accreted Interest at End Of Fiscal Year								
6. Total Debt and Accreted Interest		74,915,000.00		313,200.21	1,099,921.00	791,855.00	57,040,000.00	134,159,976.21
7. Current Portion P&I - Due within 1 year		5,927,324.95		140,796.33				6,068,121.28
8. Interest Paid during current fiscal year		2,573,786.32		19,192.59				2,592,978.91

(PRINCIPAL AMOUNTS ONLY)

PROPRIETARY FUNDS

	Short-Term Borrowing	General Obligation Bonds/Notes	Authority Building Obligations	Other Long-Term Debt	Other Post- Employment Benefits (OPEB)	Compensated Absences	Net Pension Liability	Total
1. Debt at Beginning of Fiscal Year						20,163.00		20,163.00
2. Additional Debt Incurred During Year								
3. Retirements and Repayments						9,375.00		9,375.00
4. Debt at End of Fiscal Year						10,788.00		10,788.00
5. Accreted Interest at End Of Fiscal Year								
6. Total Debt and Accreted Interest						10,788.00		10,788.00
7. Current Portion P&I - Due within 1 year								
8. Interest Paid during current fiscal year								

LEA : 127040703 Ambridge Area SD

Printed 11/28/2017 10:55:45 AM

REVISED SUBMISSION

Total Principal and Interest Payments Made by Your School - All Funds

Function	Fund		Principal (910)	Principal (920)	Interest (830)	Total (Principal +Interest)	Misc Other Uses (990)
5110	10	General Fund	2,834,081.36		2,337,901.17	5,171,982.53	
5110	20	Special Revenue Funds					
5110	30	Capital Projects Funds	480,000.00		54,505.00	534,505.00	
5110	40	Debt Service Fund					
5110	90	Permanent Fund					
5120	10	General Fund					
5120	20	Special Revenue Funds					
5120	30	Capital Projects Funds					
5120	40	Debt Service Fund	9,995,000.00		194,183.75	10,189,183.75	
Total Debt Payments - Governmental Funds			\$13,309,081.36		\$2,586,589.92	\$15,895,671.28	

Function	Fund		Principal (910)	Principal (920)	Interest (830)	Total (Principal +Interest)
5110	50	Enterprise Fund				
5110	60	Internal Service Fund				
5120	50	Enterprise Fund				
5120	60	Internal Service Fund				
Total Debt Payments - Proprietary Funds						

LEA : 127040703 Ambridge Area SD

Printed 11/28/2017 10:55:45 AM

REVISED SUBMISSION

Debt Details
Governmental Funds/ Activities

Debt Category	Debt Issue Date (MM/YYYY)	Principal Amounts Only				Current Portion Due Within One Year (Principal and Interest)	Interest Paid During Fiscal Year
		Debt at Beginning of Fiscal Year	Additions	Reductions / Repayments	Debt at End of Fiscal Year		
General Obligation Bonds/Notes – CIB	03/2017		610,000.00	150,000.00	460,000.00	42,758.25	829.30
General Obligation Bonds/Notes – CIB	03/2017		9,980,000.00		9,980,000.00	327,856.26	18,214.24
General Obligation Bonds/Notes – CIB	08/2016		5,000,000.00	480,000.00	4,520,000.00	559,410.00	75,095.78
General Obligation Bonds/Notes – CIB	09/2015	5,515,000.00		1,635,000.00	3,880,000.00	1,453,777.50	120,677.50
General Obligation Bonds/Notes – CIB	11/2014	47,000,000.00		165,000.00	46,835,000.00	3,053,541.26	1,629,591.26
General Obligation Bonds/Notes – CIB	05/2012	1,080,000.00		725,000.00	355,000.00	96,266.68	21,333.23
General Obligation Bonds/Notes – CIB	05/2012	9,995,000.00		9,995,000.00			388,367.51
General Obligation Bonds/Notes – CIB	08/2012	8,955,000.00		70,000.00	8,885,000.00	393,715.00	319,677.50
Extended Term Financing Agreements		472,484.00		159,283.79	313,200.21	140,796.33	19,192.59
Compensated Absences		761,370.00	30,485.00		791,855.00		
Other Post-Employment Benefits (OPEB)		1,052,058.00	47,863.00		1,099,921.00		
Net Pension Liability		50,636,000.00	6,404,000.00		57,040,000.00		
Totals for Debt Entered:		\$125,466,912.00	\$22,072,348.00	\$13,379,283.79	\$134,159,976.21	\$6,068,121.28	\$2,592,978.91

Bond Details
Proprietary Funds

Debt Category	Debt Issue Date (MM/YYYY)	Principal Amounts Only				Current Portion Due Within One Year (Principal and Interest)	Interest Paid During Fiscal Year
		Debt at Beginning of Fiscal Year	Additions	Reductions / Repayments	Debt at End of Fiscal Year		
Compensated Absences		20,163.00		9,375.00	10,788.00		
Totals for Debt Entered:		\$20,163.00		\$9,375.00	\$10,788.00		

LEA : 127040703 Ambridge Area SD

Printed 11/28/2017 10:55:46 AM

REVISED SUBMISSION

General Fund (10)

Section 1: Tuition/Purchased Services as Reported within Expenditure Detail	Amount
Tuition Reported in General Fund Expenditures 1000-560	6,278,803.68
Purchased Services in General Fund Expenditures 1000-594 and 1000-597	1,775.58
Section 1 Total	\$6,280,579.26

Section 2: Tuition Paid to Institution Types During Fiscal Year	Tuition Paid For Nonspecial Education	Tuition Paid For Special Education	Total
1 1306 Institutions			
2 Institutionalized Children's Programs			
3 Juveniles Incarcerated in Adult Facilities	3,351.21		3,351.21
4 Residential Treatment Facilities			
5 Other Local Education Agencies	26,646.98	246,369.65	273,016.63
6 Brick and Mortar Charter Schools	2,892,216.92	1,020,869.06	3,913,085.98
7 Cyber Charter Schools	555,190.11	372,519.07	927,709.18
8 Career and Technology Centers	373,250.81		373,250.81
9 Approved Private Schools	9,905.76	299,990.53	309,896.29
10 PA Chartered Schools for the Deaf and Blind			
11 Private Residential Rehabilitative Institutions		3,150.62	3,150.62
12 Juvenile Detention Centers	2,820.10	1,066.80	3,886.90
13 Special Program Jointures			
14 Other Tuition Not Included Elsewhere In This Section	103,957.04	369,274.60	473,231.64
Section 2 Total	\$3,967,338.93	\$2,313,240.33	\$6,280,579.26