

Medicare.gov | Nursing Home Compare

The Official U.S. Government Site for Medicare

General information

LIFEQUEST NURSING CENTER

Overall rating ⓘ: Rating Not Displayed¹²[Learn more about the overall star ratings](#)2450 JOHN FRIES HIGHWAY
QUAKERTOWN, PA 18951
(215) 536-0770

Distance ⓘ: 1.0 miles

Nursing Home information

140 certified beds ⓘ

Participates in ⓘ: Medicare and Medicaid

Automatic sprinkler systems: In all required areas ⓘ Yes

Within a Continuing Care Retirement

Community (CCRC) ⓘ

Not in a hospital ⓘ

Has a Resident and Family Council ⓘ

[Learn why these characteristics and services are important](#)

Ownership information

Ownership ⓘ: Non profit - Corporation

Legal business name: LIFEQUEST NURSING CENTER

[Get more ownership information](#)

Star rating categories

Health Inspection rating ⓘ

4 out of 5 stars
Above Average

Staffing rating ⓘ

Rating Not Displayed¹²

Quality measures rating ⓘ

5 out of 5 stars
Much Above Average

Health & fire safety inspections

LIFEQUEST NURSING CENTER

Overall rating ⓘ: Rating Not Displayed¹²[Learn more about the overall star ratings](#)

Nursing home information

140 certified beds ⓘ

Participates in ⓘ: Medicare and Medicaid

Medicare.gov



We'd welcome your feedback!

Thank you for visiting our website. You have been selected to participate in a brief customer satisfaction survey to let us know how we can improve your experience.

The survey is designed to measure your entire experience, please complete it at the conclusion of your visit.

This survey is conducted by an independent company ForeSee, on behalf of the site you are visiting.

▼ Health inspection summary

Date of standard health inspection:

03/24/2017 [View Full Report](#)

Date(s) of complaint inspection(s) between 9/1/2016 - 8/31/2017:

No Complaint Inspections

[No, thanks](#)[Yes, I'll give feedback](#)

Total number of health deficiencies:	8
Average number of health deficiencies in Pennsylvania:	8.3
Average number of health deficiencies in the United States:	7.3
View all health inspections	

▼ **Mistreatment: 0 deficiencies found**

No Mistreatment deficiencies were found during this inspection period.

▼ **Quality Care: 3 deficiencies found**

Inspectors determined that the nursing home failed to:	Inspection Date	Date of Correction	Level of Harm	Residents Affected
Provide necessary care and services to maintain the highest well being of each resident	03/24/2017	05/23/2017	2 = Minimal harm or potential for actual harm	Few
Make sure that each resident who enters the nursing home without a catheter is not given a catheter, and receive proper services to prevent urinary tract infections and restore normal bladder function.	03/24/2017	05/23/2017	2 = Minimal harm or potential for actual harm	Few
Give the right treatment and services to residents who have mental or psychosocial problems adjusting.	03/24/2017	05/23/2017	2 = Minimal harm or potential for actual harm	Few
How to Read a Deficiency Chart				
View All Health Inspections				

▼ **Resident Assessment: 0 deficiencies found**

No Resident Assessment deficiencies were found during this inspection period.

▼ **Resident Rights: 1 deficiency found**

Inspectors determined that the nursing home failed to:	Inspection Date	Date of Correction	Level of Harm	Residents Affected
Determine if it is safe for the resident to self-administer drugs.	03/24/2017	05/23/2017	2 = Minimal harm or potential for actual harm	Few
How to Read a Deficiency Chart				
View All Health Inspections				

▼ **Nutrition and Dietary: 2 deficiencies found**

Inspectors determined that the nursing home failed to:	Inspection Date	Date of Correction	Level of Harm	Residents Affected
Provide food in a way that meets a resident's needs.	03/24/2017	05/23/2017	2 = Minimal harm or potential for actual harm	Few
Provide special eating equipment and utensils for each resident who needs them.	03/24/2017	05/23/2017	2 = Minimal harm or potential for actual harm	Some
How to Read a Deficiency Chart				
View All Health Inspections				

▼ Pharmacy Services: 0 deficiencies found

No Pharmacy Services deficiencies were found during this inspection period.

▼ Environment: 1 deficiency found

Inspectors determined that the nursing home failed to:	Inspection Date	Date of Correction	Level of Harm	Residents Affected
Make sure that the nursing home area is free from accident hazards and risks and provides supervision to prevent avoidable accidents	03/24/2017	05/23/2017	2 = Minimal harm or potential for actual harm	Few
How to Read a Deficiency Chart				
View All Health Inspections				

▼ Administration: 1 deficiency found

Inspectors determined that the nursing home failed to:	Inspection Date	Date of Correction	Level of Harm	Residents Affected
Have a detailed, written plan for disasters and emergencies, such as fire, severe weather, and missing residents.	03/24/2017	05/23/2017	1 = Potential for minimal harm	Many
How to Read a Deficiency Chart				
View All Health Inspections				

▼ Fire safety summary

Total number of Fire Safety Deficiencies for this nursing home:	NOT AVAILABLE
Average number of Fire Safety Deficiencies in Pennsylvania :	NOT AVAILABLE
Average number of Fire Safety Deficiencies in the United States:	NOT AVAILABLE
Range of Fire Safety Deficiencies in Pennsylvania :	NOT AVAILABLE

View All Fire Safety Inspections

▼ Building Construction: NA deficiencies found

Data currently not available for Fire Safety Inspections.

▼ Interior Finish: NA deficiencies found

Data currently not available for Fire Safety inspections.

▼ Corridor Walls and Doors: NA deficiencies found

Data currently not available for Fire Safety Inspections.

▼ Vertical Openings: NA deficiencies found

Data currently not available for Fire Safety Inspections.

▼ Smoke Compartmentation and Control: NA deficiencies found

Data currently not available for Fire Safety Inspections.

▼ Hazardous Area: NA deficiencies found

Data currently not available for Fire Safety Inspections.

▼ Exit and Exit Access: NA deficiencies found

Data currently not available for Fire Safety Inspections.

▼ Exit and Egress: NA deficiencies found

Data currently not available for Fire Safety Inspections.

▼ Illumination and Emergency Power: NA deficiencies found

Data currently not available for Fire Safety Inspections.

▼ Emergency Plans and Fire Drills: NA deficiencies found

Data currently not available for Fire Safety Inspections.

▼ Fire Alarm Systems: NA deficiencies found

Data currently not available for Fire Safety Inspections.

▼ Automatic Sprinkler Systems: NA deficiencies found

Data currently not available for Fire Safety Inspections.

▼ Smoking Regulations: NA deficiencies found

Data currently not available for Fire Safety Inspections.

▼ Building Service Equipment: NA deficiencies found

Data currently not available for Fire Safety Inspections.

▼ Furnishing and Decorations: NA deficiencies found

Data currently not available for Fire Safety Inspections.

▼ Laboratories: NA deficiencies found

Data currently not available for Fire Safety Inspections.

▼ Medical Gases and Anesthetizing Areas: NA deficiencies found

Data currently not available for Fire Safety Inspections.

▼ Electrical: NA deficiencies found

Data currently not available for Fire Safety Inspections.

▼ Miscellaneous: NA deficiencies found

Data currently not available for Fire Safety Inspections.

▼ Complaints and Facility-Reported Incidents

This nursing home has not been cited for any deficiencies from incidents reported by the nursing home or complaints in the last 3 years.

Staffing

LIFEQUEST NURSING CENTER

Overall rating  Rating Not Displayed¹²

[Learn more about the overall star ratings](#)

Staffing

Higher staffing levels in a nursing home may mean higher quality of care for residents. This section provides information about the different types of nursing home staff and the average amount of time per resident that they spend providing care.

[Get more information about the staffing measures](#)

[Get more information about how to read the staffing chart](#)

Staffing

The information in this section includes registered nurses (RN), licensed practical/vocational nurses (LPN/LVN), certified nurse assistants (CNA), and physical therapists (PT). Physical therapists are not included in the "all staffing" star rating.

The "staffing" star rating takes into account that some nursing homes have sicker residents and may therefore need more staff than other nursing homes whose residents are not as sick.

	LIFEQUEST NURSING CENTER	PENNSYLVANIA AVERAGE	NATIONAL AVERAGE
Staffing rating	Rating Not Displayed ¹²		
Total number of residents	129	110.2	85.8

	LIFEQUEST NURSING CENTER	PENNSYLVANIA AVERAGE	NATIONAL AVERAGE
Total number of licensed nurse staff hours per resident per day	1 hour and 24 minutes	1 hour and 49 minutes	1 hour and 41 minutes
RN hours per resident per day	38 minutes	58 minutes	50 minutes
LPN/LVN hours per resident per day	46 minutes	51 minutes	51 minutes
CNA hours per resident per day ¹	2 hours	2 hours and 15 minutes	2 hours and 27 minutes
Physical therapy staff hours per resident per day ¹	2 minutes	8 minutes	6 minutes
Registered Nurse (RN) staffing only			
Registered nurses (RNs) are licensed healthcare professionals who are responsible for the coordination, management and overall delivery of care to the residents. Some nursing home residents who are sicker than others may require a greater level of care, and nursing homes that have more RN staff may be better able to meet the needs of those residents.			
Registered Nurse (RN) staffing rating	Rating Not Displayed ¹²		
Total number of residents	129	110.2	85.6
RN hours per resident per day	38 minutes	58 minutes	50 minutes
How to read staffing charts About staff roles			

Quality of resident care

LIFEQUEST NURSING CENTER

Overall rating ¹ Rating Not Displayed ¹²[Learn more about the overall star ratings](#)

Quality of resident care

Nursing homes that are certified by [Medicare](#) and [Medicaid](#) regularly report clinical information for each of their residents to the Centers for Medicare & Medicaid Services (CMS). CMS assigns nursing homes a quality of resident care star rating based on their performance on 16 measures. These measures reflect, on average, how well nursing homes cares for their residents. Information is listed for 2 groups of residents:

Short-stay residents - those who spent 100 days or less in a nursing home

Long-stay residents - those who spent over 100 days in a nursing home

[Learn more about what quality of resident care information can tell you about a nursing home](#)

Short-stay residents

Learn why these short-stay measures are important

Current data collection period

	LIFEQUEST NURSING CENTER	PENNSYLVANIA AVERAGE	NATIONAL AVERAGE
Percentage of short-stay residents who improved in their ability to move around on their own. ¹ <i>Higher percentages are better.</i>	72.7%	63.4%	65.5%
Percentage of short-stay residents who were re-hospitalized after a nursing home admission. <i>Lower percentages are better.</i>	19.9%	20.4%	21.1%
Percentage of short-stay residents who have had an outpatient emergency department visit. <i>Lower percentages are better.</i>	12.2%	10.0%	11.9%




	LIFEQUEST NURSING CENTER	PENNSYLVANIA AVERAGE	NATIONAL AVERAGE
Percentage of short-stay residents who were successfully discharged to the community. <i>Higher percentages are better.</i>	56.3%	56.6%	57.0%
Percentage of short-stay residents who report moderate to severe pain. <i>Lower percentages are better.</i>	15.4%	16.3%	14.7%
Percentage of short-stay residents with pressure ulcers that are new or worsened. ^① <i>Lower percentages are better.</i>	0.2%	1.0%	1.0%
Percentage of short-stay residents who needed and got a flu shot for the current flu season. <i>Higher percentages are better.</i>	92.2%	81.9%	80.2%
Percentage of short-stay residents who needed and got a vaccine to prevent pneumonia. <i>Higher percentages are better.</i>	97.4%	83.1%	82.5%
Percentage of short-stay residents who got antipsychotic medication for the first time. ^① <i>Lower percentages are better.</i>	0.0%	1.9%	2.0%

▼ Long-stay residents

Learn why these long-stay measures are important

Current data collection period

	LIFEQUEST NURSING CENTER	PENNSYLVANIA AVERAGE	NATIONAL AVERAGE
Percentage of long-stay residents experiencing one or more falls with major injury. <i>Lower percentages are better.</i>	3.5%	3.3%	3.4%
Percentage of long-stay residents with a urinary tract infection. <i>Lower percentages are better.</i>	1.8%	3.6%	4.0%
Percentage of long-stay residents who report moderate to severe pain. <i>Lower percentages are better.</i>	5.3%	6.6%	6.3%
Percentage of long-stay high-risk residents with pressure ulcers. ^① <i>Lower percentages are better.</i>	5.6%	5.0%	5.7%
Percentage of long-stay low-risk residents who lose control of their bowels or bladder. <i>Lower percentages are better.</i>	59.8%	56.6%	47.4%
Percentage of long-stay residents who have or had a catheter inserted and left in their bladder. ^① <i>Lower percentages are better.</i>	3.5%	2.1%	2.2%
Percentage of long-stay residents who were physically restrained. <i>Lower percentages are better.</i>	0.0%	0.4%	0.5%

	LIFEQUEST NURSING CENTER	PENNSYLVANIA AVERAGE	NATIONAL AVERAGE
Percentage of long-stay residents whose ability to move independently worsened. <i>Lower percentages are better.</i>	18.5%	20.2%	18.3%
Percentage of long-stay residents whose need for help with daily activities has increased.  <i>Lower percentages are better.</i>	15.5%	15.2%	15.1%
Percentage of long-stay residents who lose too much weight. <i>Lower percentages are better.</i>	6.2%	7.2%	7.1%
Percentage of long-stay residents who have symptoms of depression. <i>Lower percentages are better.</i>	0.5%	2.7%	5.1%
Percentage of long-stay residents who got an antianxiety or hypnotic medication.  <i>Lower percentages are better.</i>	18.7%	22.3%	23.1%
Percentage of long-stay residents who needed and got a flu shot for the current flu season. <i>Higher percentages are better.</i>	96.8%	95.7%	94.7%
Percentage of long-stay residents who needed and got a vaccine to prevent pneumonia. <i>Higher percentages are better.</i>	99.6%	94.5%	93.9%
Percentage of long-stay residents who got an antipsychotic medication.  <i>Lower percentages are better.</i>	15.1%	15.8%	16.1%

Penalties

LIFEQUEST NURSING CENTER

Overall rating  Rating Not Displayed¹²

[Learn more about the overall star ratings](#)

Penalties

When a nursing home gets a serious citation or fails to correct a citation for a long period of time, this can result in a penalty. A penalty can be a fine against the nursing home or a denied payment from Medicare.

[Search for penalties under state law.](#)

[Learn more about penalties.](#)

Federal fines in the last 3 years

Amount(s) and date(s)

0

This nursing home has not received any fines in the last 3 years.

States may also impose penalties under state law. To search state websites [Click here.](#)

Payment denials by Medicare in the last 3 years	0
Date(s)	<p>This nursing home has not received any payment denials in the last 3 years.</p> <p>States may also impose penalties under state law. To search state websites click here.</p>

Ownership Information

Medicare.gov | Nursing Home Compare

The Official U.S. Government Site for Medicare

General information

MOSSER NURSING HOME



Overall rating :
Rating Not Displayed¹²

[Learn more about the overall star ratings](#)

1175 MOSSER ROAD
TREXLERTOWN, PA 18087
(610) 395-5661

Distance : 0.40miles

Nursing Home information

60 certified beds

Participates in :
Medicare and Medicaid

Automatic sprinkler
systems: in all required
areas Yes

Within a Continuing Care
Retirement Community
(CCRC)

Not in a hospital
Resident council only

[Learn why these characteristics and services are important](#)

Ownership information

Ownership : Non profit - Corporation

Legal business name: VALLEY NURSING &
REHABILITATION CENTER

[Get more ownership information](#)

Star rating categories

Health inspection rating

4 out of 5 stars
Above Average

Staffing rating

Rating Not Displayed¹²

Quality measures rating

4 out of 5 stars
Above Average

Health & fire safety inspections

MOSSER NURSING HOME**Overall rating**  Rating Not Displayed¹²[Learn more about the overall star ratings](#)**Nursing home information**60 certified beds Participates in : Medicare and Medicaid▼ **Health inspection summary**

Date of standard health inspection:	12/09/2016 View Full Report
Date(s) of complaint inspection(s) between 9/1/2016 - 8/31/2017:	No Complaint Inspections
Total number of health deficiencies:	4
Average number of health deficiencies in Pennsylvania:	8.3
Average number of health deficiencies in the United States:	7.3
View all health inspections	

▼ **Mistreatment: 0 deficiencies found**

No Mistreatment deficiencies were found during this inspection period.

▼ Quality Care: 1 deficiency found

Inspectors determined that the nursing home failed to:	Inspection Date	Date of Correction	Level of Harm	Residents Affected
Provide necessary care and services to maintain the highest well being of each resident	12/09/2016	01/31/2017	2 = Minimal harm or potential for actual harm	Some
How to Read a Deficiency Chart				
View All Health Inspections				

▼ Resident Assessment: 0 deficiencies found

No Resident Assessment deficiencies were found during this inspection period.

▼ Resident Rights: 2 deficiencies found

Inspectors determined that the nursing home failed to:	Inspection Date	Date of Correction	Level of Harm	Residents Affected
Allow residents to easily view the results of the nursing home's most recent survey.	12/09/2016	01/31/2017	1 = Potential for minimal harm	Many
Reasonably accommodate the needs and preferences of each resident.	12/09/2016	01/31/2017	2 = Minimal harm or potential for actual harm	Few

How to Read a Deficiency Chart

View All Health Inspections

▼ **Nutrition and Dietary: 0 deficiencies found**

No Nutrition and Dietary deficiencies were found during this inspection period.

▼ **Pharmacy Services: 0 deficiencies found**

No Pharmacy Services deficiencies were found during this inspection period.

▼ **Environment: 1 deficiency found**

Inspectors determined that the nursing home failed to:	Inspection Date	Date of Correction	Level of Harm	Residents Affected
Have a program that investigates, controls and keeps infection from spreading.	12/09/2016	01/31/2017	2 = Minimal harm or potential for actual harm	Many

How to Read a Deficiency Chart

View All Health Inspections

▼ **Administration: 0 deficiencies found**

No Administration deficiencies were found during this inspection period.

▼ **Fire safety summary**

Total number of Fire Safety Deficiencies for this nursing home:	NOT AVAILABLE
Average number of Fire Safety Deficiencies in Pennsylvania :	NOT AVAILABLE
Average number of Fire Safety Deficiencies in the United States:	NOT AVAILABLE
Range of Fire Safety Deficiencies in Pennsylvania :	NOT AVAILABLE
View All Fire Safety Inspections	

▼ **Building Construction: NA deficiencies found**

Data currently not available for Fire Safety Inspections.

▼ **Interior Finish: NA deficiencies found**

Data currently not available for Fire Safety Inspections.

▼ **Corridor Walls and Doors: NA deficiencies found**

Data currently not available for Fire Safety Inspections.

▼ **Vertical Openings: NA deficiencies found**

Data currently not available for Fire Safety Inspections.

▼ **Smoke Compartmentation and Control: NA deficiencies found**

Data currently not available for Fire Safety Inspections.

▼ **Hazardous Area: NA deficiencies found**

Data currently not available for Fire Safety Inspections.

▼ **Exit and Exit Access: NA deficiencies found**

Data currently not available for Fire Safety Inspections.

▼ **Exit and Egress: NA deficiencies found**

Data currently not available for Fire Safety Inspections.

▼ **Illumination and Emergency Power: NA deficiencies found**

Data currently not available for Fire Safety Inspections.

▼ **Emergency Plans and Fire Drills: NA deficiencies found**

Data currently not available for Fire Safety Inspections.

▼ **Fire Alarm Systems: NA deficiencies found**

Data currently not available for Fire Safety Inspections.

▼ **Automatic Sprinkler Systems: NA deficiencies found**

Data currently not available for Fire Safety Inspections.

▼ **Smoking Regulations: NA deficiencies found**

Data currently not available for Fire Safety Inspections.

▼ **Building Service Equipment: NA deficiencies found**

Data currently not available for Fire Safety Inspections.

▼ Furnishing and Decorations: NA deficiencies found

Data currently not available for Fire Safety Inspections.

▼ Laboratories: NA deficiencies found

Data currently not available for Fire Safety Inspections.

▼ Medical Gases and Anesthetizing Areas: NA deficiencies found

Data currently not available for Fire Safety Inspections.

▼ Electrical: NA deficiencies found

Data currently not available for Fire Safety Inspections.

▼ Miscellaneous: NA deficiencies found

Data currently not available for Fire Safety Inspections.

▼ Complaints and Facility-Reported Incidents

This nursing home has not been cited for any deficiencies from incidents reported by the nursing home or complaints in the last 3 years.

Staffing**MOSSER NURSING HOME****Overall rating** ⓘ Rating Not Displayed¹²[Learn more about the overall star ratings](#)**Staffing**

Higher staffing levels in a nursing home may mean higher quality of care for residents. This section provides information about the different types of nursing home staff and the average amount of time per resident that they spend providing care.

[Get more information about the staffing measures](#)

[Get more information about how to read the staffing chart](#)

Staffing

The information in this section includes registered nurses (RN), licensed practical/vocational nurses (LPN/LVN), certified nurse assistants (CNA), and physical therapists (PT). Physical therapists are not included in the "all staffing" star rating.

The "staffing" star rating takes into account that some nursing homes have sicker residents and may therefore need more staff than other nursing homes whose residents are not as sick.

	MOSSER NURSING HOME	PENNSYLVANIA AVERAGE	NATIONAL AVERAGE
Staffing rating	Rating Not Displayed ¹²		
Total number of residents	53	110.2	85.6
Total number of licensed nurse staff hours per resident per day	1 hour and 10 minutes	1 hour and 49 minutes	1 hour and 41 minutes
RN hours per resident per day	50 minutes	58 minutes	50 minutes
LPN/LVN hours per resident per day	20 minutes	51 minutes	51 minutes
CNA hours per resident per day ⓘ	2 hours and 3 minutes	2 hours and 15 minutes	2 hours and 27 minutes
Physical therapy staff hours per resident per day ⓘ	2 minutes	8 minutes	6 minutes

Registered Nurse (RN) staffing only

Registered nurses (RNs) are licensed healthcare professionals who are responsible for the coordination, management and overall delivery of care to the residents. Some nursing home residents who are sicker than others may require a greater level of care, and nursing homes that have more RN staff may be better able to meet the needs of those residents.

Registered Nurse (RN) staffing rating	Rating Not Displayed ¹²		
Total number of residents	53	110.2	85.6

	MOSSER NURSING HOME	PENNSYLVANIA AVERAGE	NATIONAL AVERAGE
RN hours per resident per day	50 minutes	58 minutes	50 minutes
How to read staffing charts About staff roles			

Quality of resident care

MOSSER NURSING HOME

Overall rating  Rating Not Displayed¹²

[Learn more about the overall star ratings](#)

Quality of resident care

Nursing homes that are certified by Medicare and Medicaid regularly report clinical information for each of their residents to the Centers for Medicare & Medicaid Services (CMS). CMS assigns nursing homes a quality of resident care star rating based on their performance on 16 measures. These measures reflect, on average, how well nursing homes cares for their residents. Information is listed for 2 groups of residents:

Short-stay residents - those who spent 100 days or less in a nursing home

Long-stay residents - those who spent over 100 days in a nursing home

[Learn more about what quality of resident care information can tell you about a nursing home](#)

▼ Short-stay residents

Learn why these short-stay measures are important

Current data collection period

	MOSSER NURSING HOME	PENNSYLVANIA AVERAGE	NATIONAL AVERAGE

	MOSSER NURSING HOME	PENNSYLVANIA AVERAGE	NATIONAL AVERAGE
Percentage of short-stay residents who improved in their ability to move around on their own. ⓘ <i>Higher percentages are better.</i>	68.3%	63.4%	65.5%
Percentage of short-stay residents who were re-hospitalized after a nursing home admission. <i>Lower percentages are better.</i>	14.9%	20.4%	21.1%
Percentage of short-stay residents who have had an outpatient emergency department visit. <i>Lower percentages are better.</i>	7.1%	10.0%	11.9%
Percentage of short-stay residents who were successfully discharged to the community. <i>Higher percentages are better.</i>	47.0%	56.6%	57.0%
Percentage of short-stay residents who report moderate to severe pain. <i>Lower percentages are better.</i>	14.5%	16.3%	14.7%
Percentage of short-stay residents with pressure ulcers that are new or worsened. ⓘ <i>Lower percentages are better.</i>	0.0%	1.0%	1.0%
Percentage of short-stay residents who needed and got a flu shot for the current flu season. <i>Higher percentages are better.</i>	69.9%	81.9%	80.2%

	MOSSER NURSING HOME	PENNSYLVANIA AVERAGE	NATIONAL AVERAGE
Percentage of short-stay residents who needed and got a vaccine to prevent pneumonia. <i>Higher percentages are better.</i>	62.2%	83.1%	82.5%
Percentage of short-stay residents who got antipsychotic medication for the first time. ⓘ <i>Lower percentages are better.</i>	1.1%	1.9%	2.0%



▼ Long-stay residents

Learn why these long-stay measures are important

Current data collection period

	MOSSER NURSING HOME	PENNSYLVANIA AVERAGE	NATIONAL AVERAGE
Percentage of long-stay residents experiencing one or more falls with major injury. <i>Lower percentages are better.</i>	4.6%	3.3%	3.4%
Percentage of long-stay residents with a urinary tract infection. <i>Lower percentages are better.</i>	6.2%	3.6%	4.0%
Percentage of long-stay residents who report moderate to severe pain. <i>Lower percentages are better.</i>	6.1%	6.6%	6.3%

	MOSSER NURSING HOME	PENNSYLVANIA AVERAGE	NATIONAL AVERAGE
Percentage of long-stay high-risk residents with pressure ulcers. ⓘ <i>Lower percentages are better.</i>	1.3%	5.0%	5.7%
Percentage of long-stay low-risk residents who lose control of their bowels or bladder. <i>Lower percentages are better.</i>	59.3%	56.6%	47.4%
Percentage of long-stay residents who have or had a catheter inserted and left in their bladder. ⓘ <i>Lower percentages are better.</i>	2.6%	2.1%	2.2%
Percentage of long-stay residents who were physically restrained. <i>Lower percentages are better.</i>	0.0%	0.4%	0.5%
Percentage of long-stay residents whose ability to move independently worsened. <i>Lower percentages are better.</i>	25.8%	20.2%	18.3%
Percentage of long-stay residents whose need for help with daily activities has increased. ⓘ <i>Lower percentages are better.</i>	16.0%	15.2%	15.1%
Percentage of long-stay residents who lose too much weight. <i>Lower percentages are better.</i>	6.8%	7.2%	7.1%

	MOSSER NURSING HOME	PENNSYLVANIA AVERAGE	NATIONAL AVERAGE
Percentage of long-stay residents who have symptoms of depression. <i>Lower percentages are better.</i>	0.0%	2.7%	5.1%
Percentage of long-stay residents who got an antianxiety or hypnotic medication.  <i>Lower percentages are better.</i>	21.5%	22.3%	23.1%
Percentage of long-stay residents who needed and got a flu shot for the current flu season. <i>Higher percentages are better.</i>	100.0%	95.7%	94.7%
Percentage of long-stay residents who needed and got a vaccine to prevent pneumonia. <i>Higher percentages are better.</i>	92.3%	94.5%	93.9%
Percentage of long-stay residents who got an antipsychotic medication.  <i>Lower percentages are better.</i>	17.3%	15.8%	16.1%

Penalties

MOSSER NURSING HOME

Overall rating : Rating Not Displayed¹²

[Learn more about the overall star ratings](#)

Penalties

When a nursing home gets a serious citation or fails to correct a citation for a long period of time, this can result in a penalty. A penalty can be a fine against the nursing home or a denied payment from Medicare.

[Search for penalties under state law.](#)

[Learn more about penalties.](#)

Federal fines in the last 3 years	0
Amount(s) and date(s)	<p>This nursing home has not received any fines in the last 3 years.</p> <p>States may also impose penalties under state law. To search state websites Click here.</p>
Payment denials by Medicare in the last 3 years	0
Date(s)	<p>This nursing home has not received any payment denials in the last 3 years.</p> <p>States may also impose penalties under state law. To search state websites click here.</p>

Ownership information